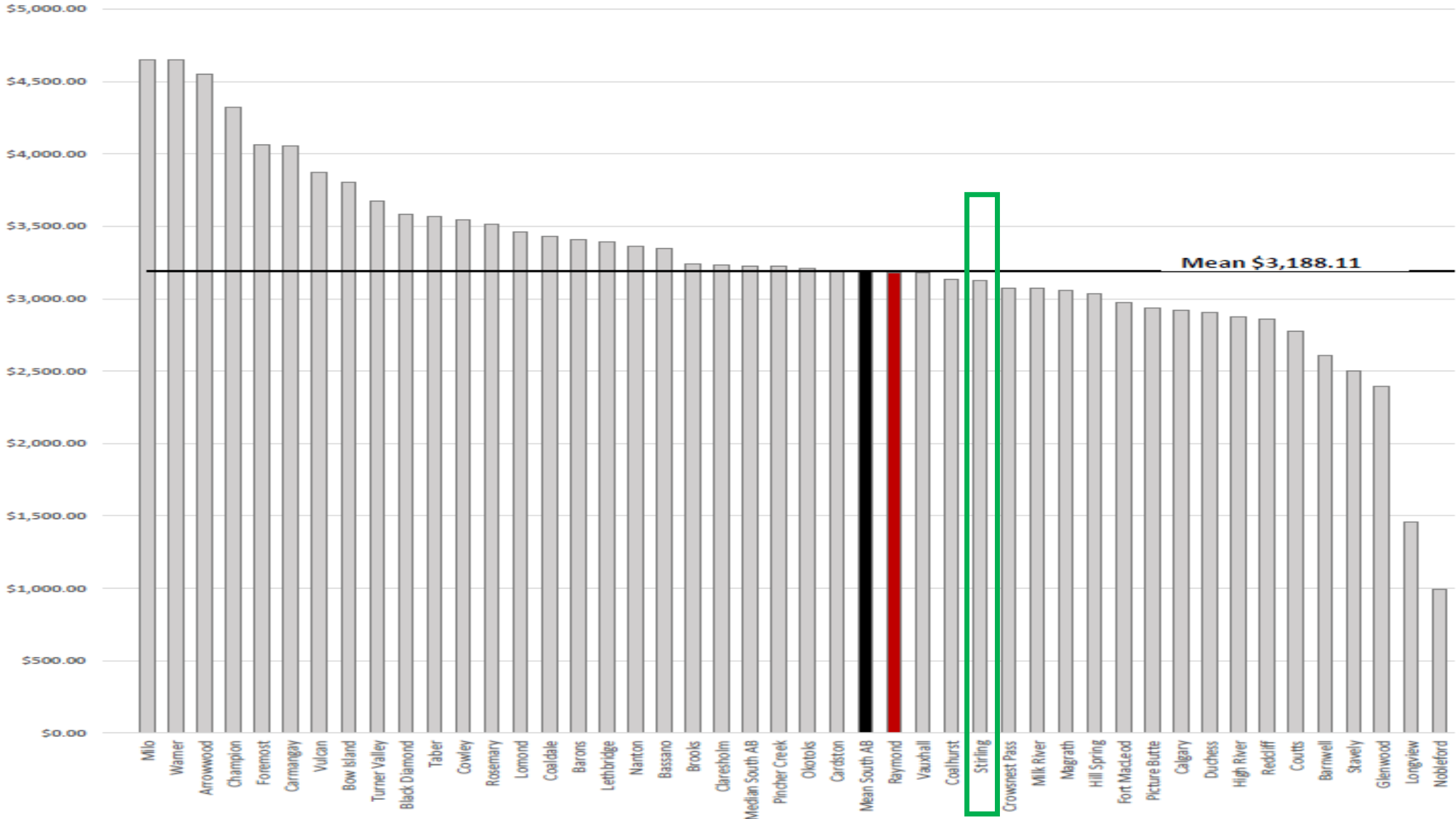
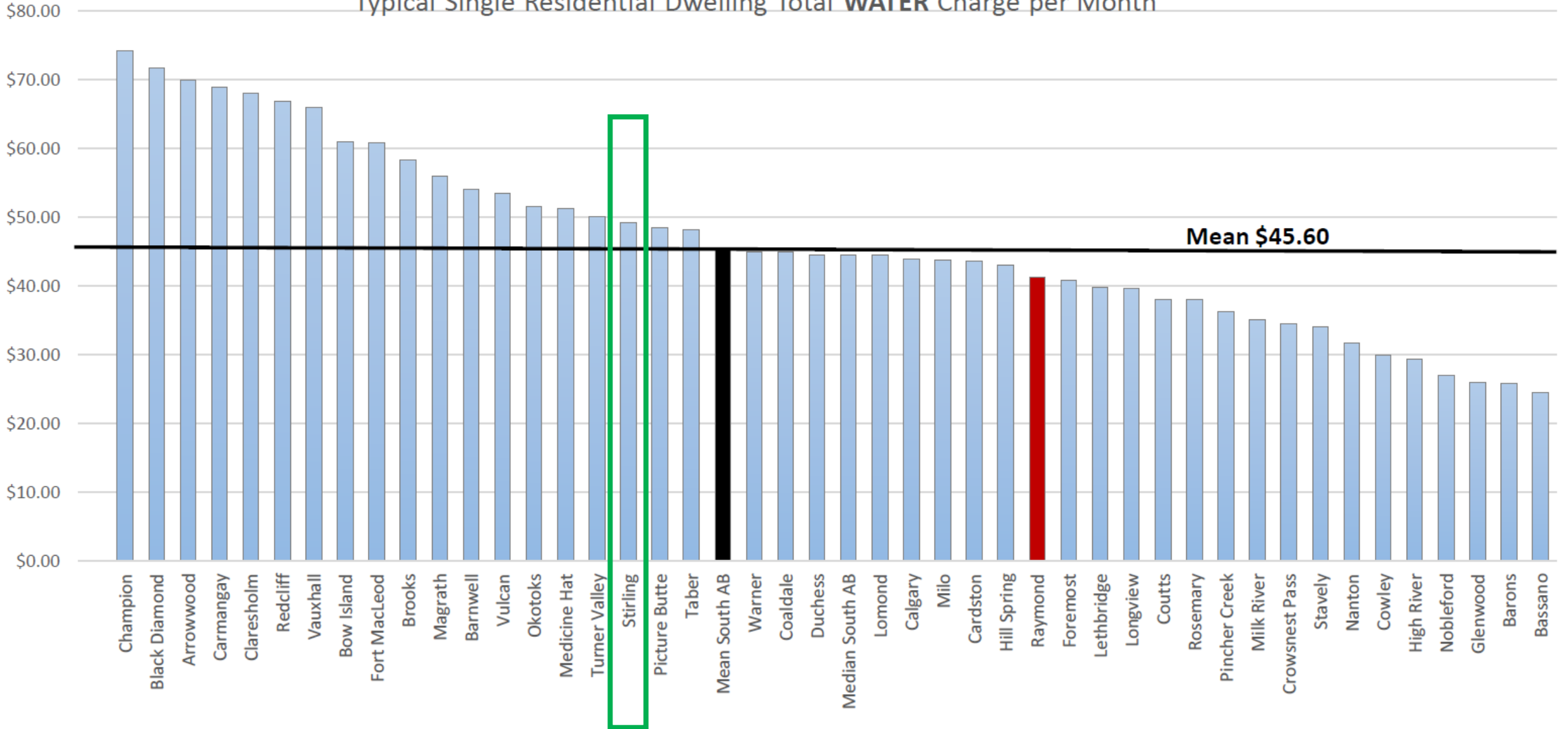


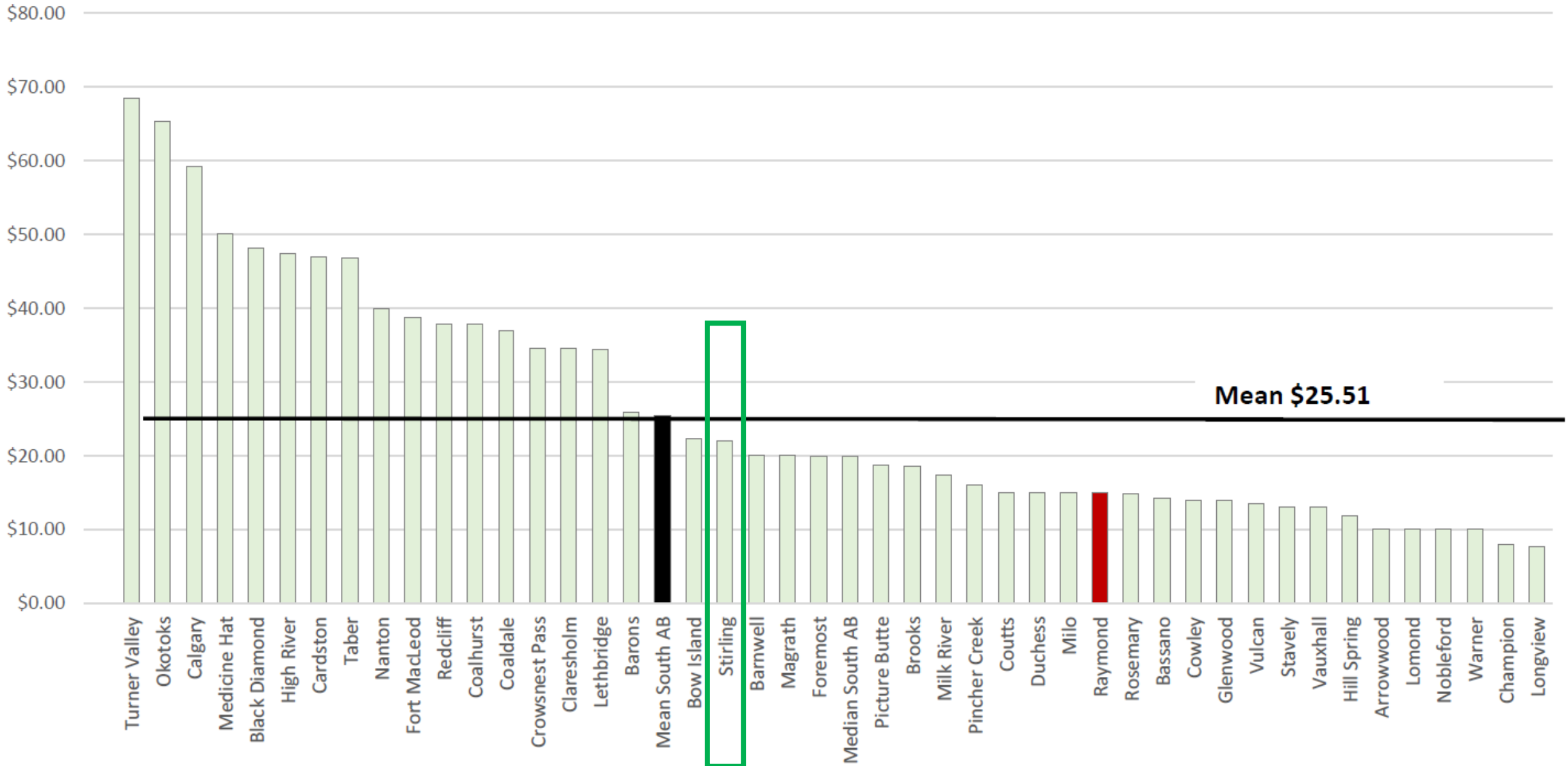
**Typical Single Residential Dwelling Total
COMBINED MEAN MUNICIPAL TAX BILL & MUNICIPAL UTILITY COST**



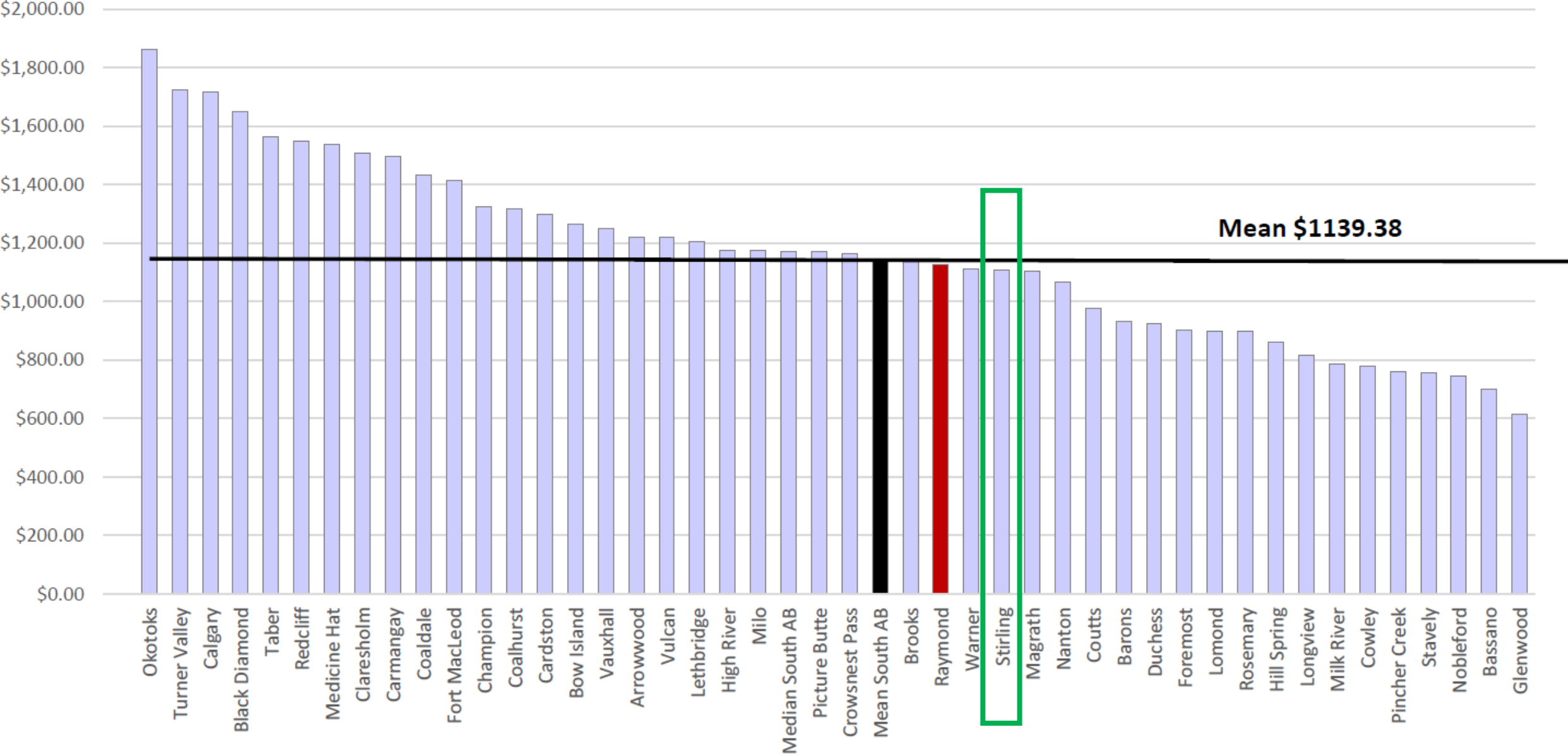
Typical Single Residential Dwelling Total **WATER** Charge per Month



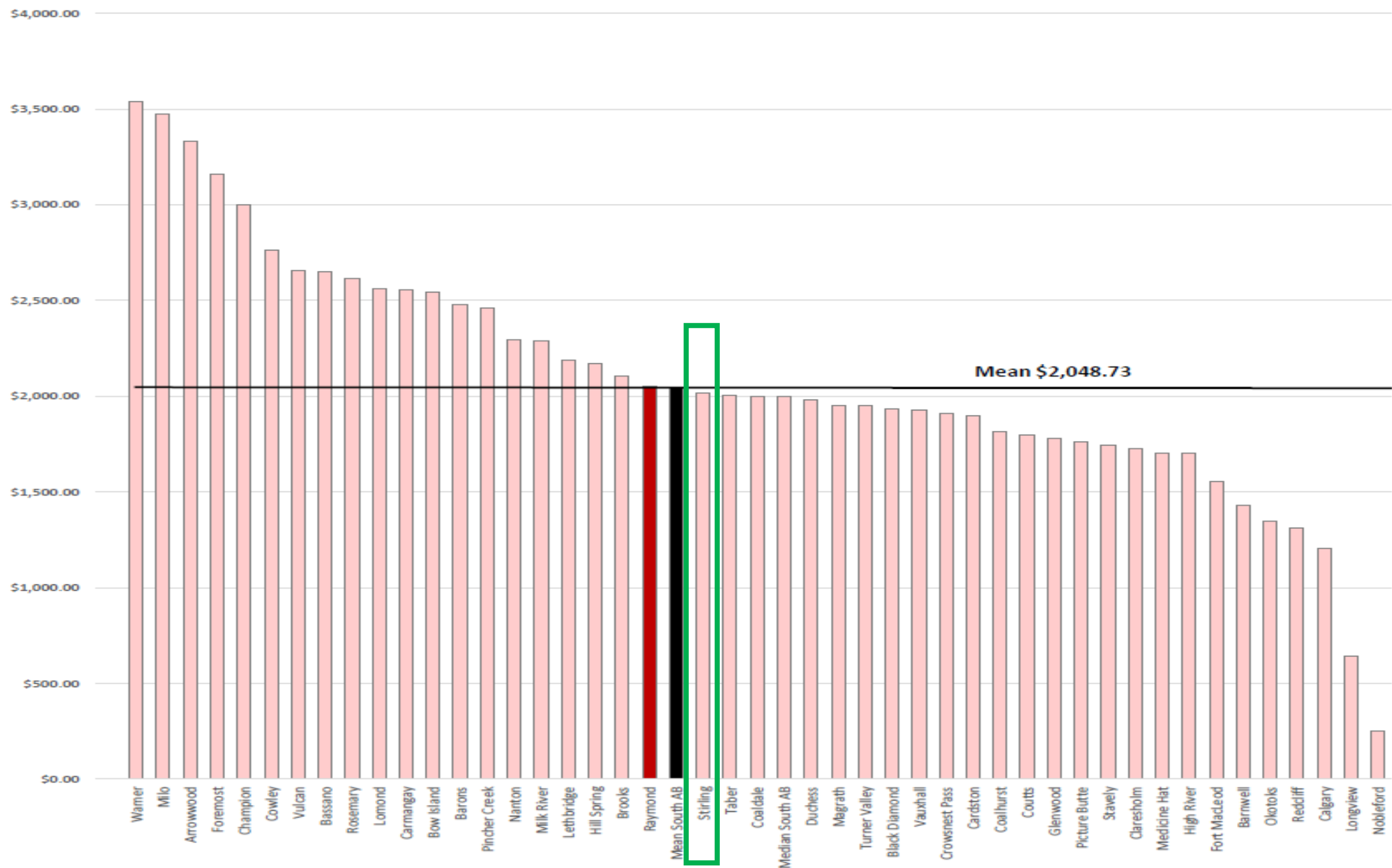
Typical Single Residential Dwelling Total WASTEWATER Charge per Month



Typical Single Residential Dwelling Total MUNICIPAL UTILITY Cost Per Year



Typical Single Residential Dwelling Total 2021 MEAN MUNICIPAL TAX Bill



2021 Southern Alberta Municipal Service Rate Survey - Single Residential Dwelling

Municipality	Year Rates Adjusted	Population	Water fixed /month	Base coverage Limit m3	Over base water cost /m3	Bulk Water Rates /m3	Raw Water/ month	Water total /month	Waste water fixed /month	Base coverage limit m3	Over base sewer cost /m3	Waste water total /month	Storm water drainage /month	Garbage curbside pickup? (Y/N)	Solid waste /month	Recycling /month	Compost bin /month	Solid waste - all types /month	Admin or other fee	Utilities billed monthly or bimonthly	Typical user utility cost per year	2021 municipal res tax rate	2021 residential tax on \$250,000 House	Total annual municipal tax bill and utility cost	County/MD
Cities	Brooks	2021	14,451	\$ 51.05	13.65	\$ 1.14	\$ 3.27	\$ 51.05	\$ 58.29	41	\$ 0.85	\$ 18.53		Y	\$ 14.45	\$ 3.54		\$ 17.99	\$ -	B	\$ 1,137.71	8.410670	\$ 2,102.67	\$ 3,240.38	Newell
	Calgary	2021	1,285,711	\$ 14.87	0.00	\$ 1.45	\$ 1.72	\$ -	\$ 43.87		\$ 1.57	\$ 59.28	\$ 15.63	Y	\$ 6.85	\$ 8.80	\$ 8.65	\$ 24.30	\$ -	M	\$ 1,716.96	4.825000	\$ 1,206.25	\$ 2,923.21	Foothills, Rocky View
	Lethbridge	2021	101,482	\$ 14.30	0.00	\$ 1.28		\$ 39.80	\$ 14.30		\$ 1.00	\$ 34.38		Y	\$ 17.22	\$ 9.00		\$ 26.22	\$ -	M	\$ 1,204.69	8.750500	\$ 2,187.63	\$ 3,392.32	Lethbridge
	Medicine Hat	2021	63,260	\$ 28.42	0.00	\$ 1.14		\$ 51.24	\$ 50.13			\$ 50.13		Y	\$ 18.94	\$ 7.73		\$ 26.67	\$ -	M	\$ 1,536.48	6.803400	\$ 1,700.85	\$ 3,237.33	Cypress
	Mean			\$ 27.16	\$ 3.41	\$ 1.25		\$ 48.30	\$ 27.71	10.25	\$ 0.86	\$ 40.58		\$ -	\$ 14.36	\$ 7.27	\$ 2.16	\$ 23.79	\$ -	\$ -	\$ 1,398.96	7.197393	\$ 1,799.35	\$ 3,198.31	
Median			\$ 21.64	\$ -	\$ 1.21	\$ 2.50	\$ 47.56	\$ 23.21	41.00	\$ 1.00	\$ 42.25		\$ -	\$ 15.83	\$ 8.26	\$ 8.65	\$ 25.26	\$ -	\$ -	\$ 1,370.59	7.607035	\$ 1,901.76	\$ 3,238.85		
Towns	Bassano	2021	1,206	\$ -	0.00	\$ 1.23		\$ 24.50	\$ 14.25			\$ 14.25		Y	\$ 11.00	\$ 3.68		\$ 14.68	\$ 5.00	B	\$ 701.10	10.589300	\$ 2,647.33	\$ 3,348.43	Newell
	Black Diamond	2021	2,700	\$ 22.47	0.00	\$ 2.46		\$ 71.67	\$ 22.47		\$ 2.46	\$ 48.17		Y	\$ 12.92	\$ 4.68		\$ 17.59	\$ -	B	\$ 1,649.16	7.733000	\$ 1,933.25	\$ 3,582.41	Foothills
	Bow Island	2021	2,043	\$ 20.00	0.00	\$ 2.05		\$ 61.00	\$ 22.25			\$ 22.25		Y	\$ 17.00	\$ 5.00		\$ 22.00	\$ -	M	\$ 2,544.93	10.179700	\$ 2,544.93	\$ 3,807.93	Forty Mile
	Cardston	2021	3,909	\$ 21.80	0.00	\$ 1.09	\$ 4.65	\$ 43.60	\$ 47.00			\$ 47.00		Y	\$ 11.50	\$ 1.70		\$ 13.20	\$ 4.40	M	\$ 1,298.40	7.595000	\$ 1,898.75	\$ 3,197.15	Cardston
	Clareholm	2021	3,780	\$ 35.00	0.00	\$ 1.65	\$ 3.30	\$ 68.00	\$ 16.50		\$ 0.90	\$ 34.50		Y	\$ 12.50	\$ 10.56		\$ 23.06	\$ -	B	\$ 1,506.72	6.902000	\$ 1,725.50	\$ 3,232.22	Willow Creek
	Coaldale	2021	8,691	\$ 23.10	0.00	\$ 1.09	\$ 3.66	\$ 44.96	\$ 15.70		\$ 1.06	\$ 36.96	\$ 7.95	Y	\$ 29.50			\$ 29.50	\$ -	M	\$ 1,432.44	7.999300	\$ 1,999.83	\$ 3,432.27	Lethbridge
	Coalhurst	2021	2,784	\$ 20.00	0.00	\$ 1.25		\$ 45.00	\$ 37.78			\$ 37.78	\$ 5.57	Y	\$ 19.15	\$ 2.23		\$ 21.38	\$ -	M	\$ 1,316.76	7.268400	\$ 1,817.10	\$ 3,133.86	Lethbridge
	Fort MacLeod	2021	2,967	\$ 40.87	0.00	\$ 1.00		\$ 60.87	\$ 38.75			\$ 38.75		Y	\$ 18.21			\$ 18.21	\$ -	M	\$ 1,413.96	6.227820	\$ 1,556.96	\$ 2,970.92	Willow Creek
	High River	2021	14,052	\$ 10.18	0.00	\$ 0.96	\$ 4.51	\$ 29.38	\$ 9.24		\$ 1.91	\$ 47.44	\$ 2.83	Y	\$ 15.53	\$ 2.83		\$ 18.36	\$ -	B	\$ 1,176.06	6.802500	\$ 1,700.63	\$ 2,876.69	Foothills
	Magrath	2021	2,435	\$ 25.00	0.00	\$ 1.55	\$ 10.00	\$ 56.00	\$ 20.00			\$ 20.00	\$ -	Y	\$ 16.00			\$ 16.00	\$ -	M	\$ 1,104.00	7.802250	\$ 1,950.56	\$ 3,054.56	Cardston
	Milk River	2021	827	\$ 28.50	0.00	\$ 0.33	\$ 4.50	\$ 35.10	\$ 12.00		\$ 0.27	\$ 17.40		Y	\$ 13.00			\$ 13.00	\$ -	M	\$ 786.00	9.150000	\$ 2,287.50	\$ 3,073.50	Warner
	Nanton	2021	2,181	\$ 27.50	18.00	\$ 2.10		\$ 31.70	\$ 36.00	18.00	\$ 2.00	\$ 40.00	\$ 2.00	Y	\$ 8.75	\$ 6.50		\$ 15.25	\$ -	B	\$ 1,067.40	9.184220	\$ 2,296.06	\$ 3,363.46	Willow Creek
	Nobleford	2021	1,278	\$ 12.00	0.00	\$ 0.75	\$ 3.10	\$ 27.00	\$ 10.00			\$ 10.00		Y	\$ 25.00			\$ 25.00	\$ -	B	\$ 744.00	1.000000	\$ 250.00	\$ 994.00	Lethbridge
	Okotoks	2021	29,002	\$ 20.50	0.00	\$ 1.55		\$ 51.50	\$ 20.31		\$ 2.25	\$ 65.31	\$ 14.75	Y	\$ 23.65			\$ 23.65	\$ -	B	\$ 1,862.52	5.384000	\$ 1,346.00	\$ 3,208.52	Foothills
	Picture Butte	2021	1,810	\$ 48.50	20.00	\$ 1.90	\$ 4.56	\$ 10.42	\$ 48.50	\$ 18.75		\$ 18.75		Y	\$ 19.95			\$ 19.95	\$ 10.42	M	\$ 1,171.40	7.040100	\$ 1,760.03	\$ 2,931.43	Lethbridge
	Pincher Creek	2021	3,642	\$ 13.91	0.00	\$ 1.12		\$ 36.31	\$ 16.06		\$ 1.12	\$ 16.06		Y	\$ 7.54	\$ 3.58		\$ 11.12	\$ -	B	\$ 761.88	9.841400	\$ 2,460.35	\$ 3,222.23	Pincher Creek
	Raymond	2021	4,241	\$ 22.00	0.00	\$ 0.96	\$ 3.25	\$ 14.00	\$ 41.20	\$ 15.00		\$ 15.00		Y	\$ 20.50			\$ 20.50	\$ 17.00	M	\$ 1,124.40	8.211670	\$ 2,052.92	\$ 3,177.32	Warner
	Redcliff	2021	5,600	\$ 45.58	0.00	\$ 1.06		\$ 66.78	\$ 37.85			\$ 37.85		Y	\$ 24.44			\$ 24.44	\$ -	B	\$ 1,548.84	5.254900	\$ 1,313.73	\$ 2,862.57	Cypress
	Stavely	2021	541	\$ 34.00	20.00	\$ 1.50		\$ 34.00	\$ 13.00			\$ 13.00		Y	\$ 16.00			\$ 16.00	\$ -	M	\$ 756.00	6.982100	\$ 1,745.53	\$ 2,501.53	Willow Creek
	Taber	2021	8,428	\$ 26.32	0.00	\$ 1.09	\$ 3.24	\$ 48.12	\$ 28.18		\$ 0.93	\$ 46.78	\$ 10.14	Y	\$ 21.24	\$ 3.89		\$ 25.13	\$ -	M	\$ 1,562.04	8.025200	\$ 2,006.30	\$ 3,568.34	Taber
Turner Valley	2021	2,559	\$ 12.84	0.00	\$ 1.86		\$ 50.04	\$ 16.90		\$ 2.58	\$ 68.50	\$ 5.03	Y	\$ 14.00	\$ 6.00		\$ 20.00	\$ -	B	\$ 1,722.66	7.799990	\$ 1,950.00	\$ 3,672.66	Foothills	
Vauxhall	2021	1,222	\$ 55.00	0.00	\$ 0.55	\$ 3.40	\$ 66.00	\$ 13.00			\$ 13.00		Y	\$ 18.00	\$ 7.05		\$ 25.05	\$ 24.58	M	\$ 1,248.60	7.713000	\$ 1,928.25	\$ 3,176.85	Taber	
Vulcan	2021	1,917	\$ 18.50	0.00	\$ 1.75		\$ 53.50	\$ 13.50			\$ 13.50		Y	\$ 10.00			\$ 10.00	\$ -	B	\$ 1,218.96	10.620000	\$ 2,655.00	\$ 3,873.96	Vulcan	
Mean			\$ 24.32	\$ 2.42	\$ 1.29	\$ 1.59	\$ 1.43	\$ 45.61	\$ 20.60	0.75	\$ 0.60	\$ 30.09	\$ 2.01		\$ 16.06	\$ 2.40		\$ 18.46	\$ 2.56		\$ 1,184.85	7.304410	\$ 1,826.10	\$ 3,010.95	
Median			\$ 22.47	\$ -	\$ 1.23	\$ 3.53	\$ 10.42	\$ 48.12	\$ 16.90	18.00	\$ 1.91	\$ 34.50	\$ 5.30		\$ 16.00	\$ 4.28		\$ 19.95	\$ 10.42		\$ 1,248.60	7.733000	\$ 1,933.25	\$ 3,197.15	
Special	Crowsnest Pass	2021	5,589	\$ 34.54				\$ 34.54	\$ 34.54			\$ 34.54		Y	\$ 24.81	\$ 3.14		\$ 27.95	\$ -	B	\$ 1,164.36	7.641500	\$ 1,910.38	\$ 3,074.74	Special
Villages	Arrowwood	2016	207	\$ 43.28	9.00	\$ 2.42		\$ 69.90	\$ 10.00			\$ 10.00		N	\$ 21.75			\$ 21.75	\$ -	B	\$ 1,219.80	13.330000	\$ 3,332.50	\$ 4,552.30	Vulcan
	Barnwell	2021	947	\$ 36.00	0.00	\$ 0.90	\$ 3.05	\$ 54.00	\$ 20.00			\$ 20.00		Y	\$ 14.00	\$ 10.00		\$ 24.00	\$ -	M	\$ 1,176.00	5.714800	\$ 1,428.70	\$ 2,604.70	Taber
	Barons	2021	341	\$ 25.83	36.36	\$ 1.00		\$ 25.83	\$ 25.83			\$ 25.83		Y	\$ 25.83			\$ 25.83	\$ -	B	\$ 929.88	9.917700	\$ 2,479.43	\$ 3,409.31	Lethbridge
	Carmangay	2021	250	\$ 68.92				\$ 68.92	\$ 21.27			\$ 21.27		Y	\$ 34.54			\$ 34.54	\$ -	B	\$ 1,496.76	10.220000	\$ 2,555.00	\$ 4,051.76	Vulcan
	Champion	2021	317	\$ 40.00	0.00	\$ 1.71		\$ 74.20	\$ 8.00			\$ 8.00		Y	\$ 28.25			\$ 28.25	\$ -	B	\$ 1,325.40	12.000000	\$ 3,000.00	\$ 4,325.40	Vulcan
	Coutts	2017	245	\$ 20.00	0.00	\$ 0.90		\$ 38.00	\$ 15.00			\$ 15.00		Y	\$ 20.00			\$ 20.00	\$ 8.33	B	\$ 976.00	7.186700	\$ 1,796.68	\$ 2,772.68	Warner
	Cowley	2015	209	\$ 25.00	15.00	\$ 1.00		\$ 30.00	\$ 14.00			\$ 14.00		Y	\$ 16.00	\$ 5.00		\$ 21.00	\$ -	M	\$ 780.00	11.059700	\$ 2,764.93	\$ 3,544.93	Pincher Creek
	Duchess	2019	1,085	\$ 22.50	0.00	\$ 1.10	\$ 2.98	\$ 44.56	\$ 15.00			\$ 15.00		Y	\$ 14.03	\$ 3.55		\$ 17.58	\$ -	B	\$ 925.68	7.928700	\$ 1,982.18	\$ 2,907.86	Newell
	Foremost	2021	541	\$ 30.00	0.00	\$ 0.54	\$ 7.50	\$ 40.80	\$ 19.95			\$ 19.95		Y	\$ 14.57		Y	\$ 14.57	\$ -	B	\$ 903.84	12.646300	\$ 3,161.58	\$ 4,065.42	Forty Mile
	Glenwood	2021	316	\$ 26.00			\$ 3.00	\$ 8.00	\$ 14.00			\$ 14.00		N	\$ 8.00			\$ 8.00	\$ 3.25	B	\$ 615.00	7.128710	\$ 1,782.18	\$ 2,397.18	Cardston
	Hill Spring	2021	162	\$ 43.00			\$ 5.25	\$ 43.00	\$ 11.75			\$ 11.75		N	\$ 8.00			\$ 8.00	\$ 9.00	B	\$ 861.00	8.686380	\$ 2,171.60	\$ 3,032.60	Cardston
	Lomond	2017	166	\$ 44.50	64.17	\$ 2.79		\$ 44.50	\$ 10.00			\$ 10.00		Y	\$ 20.50			\$ 20.50	\$ -	B	\$ 900.00	10.256000	\$ 2,564.00	\$ 3,464.00	Vulcan
	Longview	2021	307	\$ 39.63	20.00	\$ 1.30		\$ 39.63	\$ 7.63	20	\$ 0.56	\$ 7.63		Y	\$ 10.75			\$ 10.75	\$ 10.00	B	\$ 816.00	2.576900	\$ 644.23	\$ 1,460.23	Foot Hills
	Milo	2019	91	\$ 8.00	8.00	\$ 2.98	\$ 6.60	\$ 43.76	\$ 15.00			\$ 15.00		Y	\$ 25.00			\$ 25.00	\$ 14.00	M	\$ 1,173.12	13.903000	\$ 3,475.75	\$ 4,648.87	Vulcan
	Rosemary	2021	396	\$ 38.00	22.00	\$ 1.25	\$ 3.65	\$ 38.00	\$ 14.75			\$ 14.75		Y	\$ 1										