Village of Stirling
November 18, 2026 - Regular Meeting of Council - 07:00 PM

1 **Regular Council Meeting – Call Meeting to Order**

2 **Adoption of Agenda**

3 **Recognition**

4 **Minutes**

4.1 Adoption of Council Minutes – November 4, 2026

- Draft Council Minutes – November 4, 2026

4.2 Adoption of Special Council Minutes – November 10, 2026

- Draft Special Council Minutes – November 10, 2026

4.3 Business Arising from the Minutes

4.4 Motion Tracker

- Motion Tracker - November 13, 2026

5 **Financial Items**

5.1 Accounts Payable

- Accounts Payable - November 13, 2026
- ATB Statement: Oct 7 - Nov 6, 2026

5.2 Bank Reconciliation: October 2026

- Bank Accounts - Monthly Balances
- Bank Reconciliation - Redacted

6 **Items for Discussion**

6.1 Bylaw 588-26 2027: Fees, Rates, and Charges Bylaw

- Bylaw 588-26 2027: Fees, Rates, and Charges Bylaw Cover
- Fees, Rates, and Charges Financial Report
- Bylaw 588-26 2027: Fees, Rates, and Charges Bylaw

6.2 Bylaw 587-26: Amending Bylaw 558-25 - Electronic Council Meetings Bylaw

- Bylaw 587-26: Amending Bylaw 558-25 - Electronic Council Meetings Bylaw Cover
- Bylaw 587-26: Amending Bylaw 558-25 - Electronic Council Meetings Bylaw

7 **CAO Report**

- CAO Report

8 **Council Committee Meeting Reports**

9 Correspondence and Items for Information

9.1 Government of Alberta

- Preliminary Assessment Year Modifiers

9.2 Ridge Regional Public Safety Services Commission (RRPSSC)

- October Stats
- October Stats - Stirling Redacted
- October Stats - Hourly

9.3 Family and Community Support Services (FCSS)

- Board Minutes - October 2026

10 Council Highlights

11 Closed Session: Section 19 of the Access to Information Act, Statutes of Alberta, 2024, Chapter A-1.4 Privacy Act

12 Adjournment

Village of Stirling

Meeting Minutes

November 4, 2026 - Regular Meeting of Council - 07:00 PM

The regular meeting of the Council of the Village of Stirling was held in the Council Chambers, located at the Stirling Community Centre/Lions Hall at 409 - 2 Street, on Wednesday, November 4, 2026, commencing at 7:00 p.m.

IN ATTENDANCE

Mayor Stacey Maynes, Deputy Mayor Scott Barton, Councillors Justin Davis, Matthew Foss, and Nikole Norris

Chief Administrative Officer, Scott Donselaar
Senior Administrative Assistant, Aletta Lightfoot

1. Regular Council Meeting – Call Meeting to Order

The Meeting was called to order at 7:00 p.m.

2026-293 **2. Adoption of Agenda**

Moved By: Councillor Norris

That the agenda be adopted as amended to include the following:

- Discussion Item 6.6: Municipal Affairs - MAP Review Document
- Discussion Item 6.7: November 7 Strategic Planning Session
- Discussion Item 6.8: Update on Public Works Move

Carried

3. Recognition

Council recognized and congratulated Larry and LaVerle Livingstone on being named the Lions Club Citizens of the Month for November.

Council also recognized the Stirling Public Library for hosting its annual Haunted Lego Competition and thanked everyone who participated and contributed to the event's success.

4. Minutes

2026-294 **4.1 Adoption of Organizational Minutes – October 21, 2026**

Moved By: Councillor Foss

That the minutes of the Council Organizational meeting held on October 21, 2026 be approved as presented.

Carried

2026-295 **4.2 Adoption of Council Minutes – October 21, 2026**

Moved By: Deputy Mayor Barton

That the minutes of the regular meeting of Council held on October 21, 2026 be approved as amended.

Carried

4.3 Business Arising from the Minutes

There was no new business arising from the approved Council Minutes.

4.4 Motion Tracker

Council reviewed the Motion Tracker.

5. Financial Items

2026-296 **5.1 Accounts Payable**

Moved By: Deputy Mayor Barton

That accounts payable:

- Cheque #20260098 to Cheque #20260100,
- EFT #20267061 to EFT #20267085

be approved.

Carried

2026-297 **5.2 Budget Report**

Moved By: Councillor Foss

That the Budget Report dated October 30, 2026 be accepted as information.

Carried

6. Items for Discussion

2026-298 **6.1 Protection of Privacy Act Conversation**

Moved By: Deputy Mayor Barton

To accept the Protection of Privacy Act Conversation as information.

Carried

2026-299 **6.2 Policy HR02-26: Payroll and Benefits Policy**

Moved By: Deputy Mayor Barton

To table Policy HR02-26: Payroll and Benefits Policy to a future Council meeting after the interim Operating Budget is approved.

Carried

2026-300 **6.3 Bylaw 587-26: Amending Bylaw 558-25 - Electronic Council Meetings Bylaw**

Moved By: Councillor Foss

To provide at First Reading to Bylaw 587-26: Amending Bylaw 558-25.

Carried

2026-301 **6.3.1 Bylaw 587-26: Amending Bylaw 558-25- Second Reading**

Moved By: Deputy Mayor Barton

To provide at Second Reading to Bylaw 587-26: Amending Bylaw 558-25.

Carried

2026-302 **6.4 Policy HS09-26: Biohazardous Materials Policy**

Moved By: Councillor Davis

To approve Policy HS09-26: Biohazardous Materials Policy as amended.

Carried

2026-303 **6.5 SouthGrow Letter of Support**

Moved By: Deputy Mayor Barton

That Council authorize a letter of support on behalf of SouthGrow, to be signed by Mayor Maynes.

Carried

2026-304 **6.6 Municipal Affairs - MAP Review Document**

Moved By: Deputy Mayor Barton

To table the Municipal Affairs - MAP Review Document to the December 2, 2026 Council Meeting.

Carried

6.7 November 7 Strategic Planning Session

6.8 Update on Public Works Move

2026-305 **7. CAO Report**

Moved By: Councillor Foss

That the CAO Report be accepted as information.

Carried

8. Council Committee Meeting Reports

Mayor Stacey Maynes:

- Nothing to report

Deputy Mayor Scott Barton:

- October 21 - Meeting with Brad Hyggen
- October 27 - Glen Motz Constituency meeting
- October 28 - AB Munis Policing Model Webinar
- October 29 - AB Munis - Municipal Leaders Caucus - Provincial Oversight
- November 2 - Lions Club Meeting

Councillor Justin Davis:

- Nothing to report

DRAFT

Councillor Matthew Foss:

- Nothing to report

Councillor Nikole Norris:

- Family and Community Support Services (FCSS)
  - Community Needs Survey
    - Presentation - potentially November 20?

2026-306 **9. Correspondence and Items for Information**

Moved By: Deputy Mayor Barton

That the following correspondence be accepted as information:

Carried

9.1 Government of Alberta

9.2 Family and Community Support Services (FCSS)

9.3 Chief Mountain Regional Solid Waste Services Commission (CMRSWSC)

2026-307 **10. Council Highlights**

Moved By: Councillor Davis

To highlight the following from this Council Meeting for immediate public release:

- Find something in our Village that needs attention? Fill out the Service Request Form found on the website
- Stirling Lions Club Citizens of the Month for November:
  Larry and LaVerle Livingstone
- Stay up-to-date with community events, notices, and local emergencies: sign up for Mass Notifications

Carried

11. Closed Session: Section 19 of the Access to Information Act, Statutes of Alberta, 2024, Chapter A-1.4 Privacy Act As per section 20 and 28.

2026-308 **11.1 Motion to Enter into Closed Session**

Moved By: Councillor Foss

To enter into Closed Session as per Section 19 of the Access to Information Act, Statutes of Alberta, 2024, Chapter A-1.4 Privacy Act at 8:12 p.m.

Councillor Norris left the meeting at 8:22 p.m.

Carried

2026-309 **11.2 Motion to Come Out of Closed Session**

Moved By: Councillor Davis

To come out of Closed Session at 9:25 p.m.

Carried

2026-310 **12. Adjournment**

Moved By: Councillor Davis

That the agenda matters have been concluded and that the meeting be adjourned at 9:25 p.m.

Carried

These minutes to be approved on the 18th day of November 2026.

Mayor - Stacey Maynes

CAO - Scott Donselaar

Village of Stirling

Meeting Minutes

November 10, 2026 - Special Council Meeting - 06:00 PM

The Special Meeting of the Council of the Village of Stirling was held in the Council Chambers, located at the Stirling Community Centre/Lions Hall at 409 - 2 Street, on Wednesday, November 10, 2026, commencing at 6:00 p.m.

A Special Meeting of Council has been called by the Mayor, in their capacity as Chief Elected Official, pursuant to Sections 194(1)(a) and 194(3) of the Municipal Government Act, and in accordance with Sections 12 and 14 of the Village of Stirling Procedural Bylaw No. 504-20.

IN ATTENDANCE

Mayor Stacey Maynes, Deputy Mayor Scott Barton, Councillors Justin Davis, Matthew Foss, and Nikole Norris

Senior Administrative Assistant, Aletta Lightfoot

1. Special Council Meeting – Call Meeting to Order

The Meeting was called to order at 6:00 p.m.

2026-311 **2. Adoption of Agenda**

Moved By: Councillor Foss

That the agenda be adopted as presented.

Carried

3. Closed Session: Section 20 of the Access to Information Act, Statutes of Alberta, 2024, Chapter A-1.4 Privacy Act

2026-312 **3.1 Motion to Enter into Closed Session**

Moved By: Councillor Davis

To enter into Closed Session as per Section 19 of the Access to Information Act, Statutes of Alberta, 2024, Chapter A-1.4 Privacy Act at 6:00 p.m.

Councillor Norris left the meeting at 6:00 p.m.

Carried

2026-313 **3.2 Motion to Come Out of Closed Session**

Moved By: Councillor Foss

To come out of Closed Session at 6:59 p.m.

Carried

2026-314 **3.3 Motion from Closed Session**

Moved By: Deputy Mayor Barton

Councillor Norris returned to the meeting at 6:59 p.m.

That Council acknowledges receipt of a formal complaint pursuant to Village of Stirling Policy HR01-25: Respectful Workplace;

and that Council appoint Mayor Stacey Maynes and Councillor Matthew Foss as the two members of Council designated under Policy HR01-25 to administer and oversee the review and investigation of the complaint;

and that the Review Committee be authorized, on behalf of the Village, to obtain independent legal counsel for advice and direction concerning the complaint and Policy HR01-25;

and that all actions taken pursuant to this resolution be undertaken confidentially, without prejudice to either the complainant or respondent, and without Council having made any finding concerning the truth or merits of the allegations;

and further that the Review Committee report the investigation findings and any recommendations back to Council through the appropriate confidential process for Council's consideration.

Name	Yes	No	Abstained	Absent
Deputy Mayor Barton	✓			
Councillor Davis	✓			
Councillor Foss	✓			
Mayor Maynes	✓			
Councillor Norris		✓		

Carried

2026-315 **4. Adjournment**

Moved By: Councillor Davis

That the agenda matters have been concluded and that the meeting be adjourned at 7:03 p.m.

Carried

These minutes to be approved on the 18th day of November 2026.

Mayor - Stacey Maynes

CAO - Scott Donselaar

Stirling Council Motion Tracker 2026

Number	Topic	Motion	Status	Details
2025-170	Motion from Closed Session	MOVED by Councillor Bikman to direct Administration to further explore feasible stormwater management options and engage with landowners to gather information as discussed during the Closed Session period, and report back to Council with an update.	In Progress	Working on options and proceeding.
2026-134	Stirling Lions Club Delegation	MOVED by Councillor Norris that Administration proceed with the condition assessment as outlined in the Lions Club Presentation, to be undertaken by FWBA Architects in coordination with the Village's Public Works team, local electrical trades, and other specialists as required.	In Progress	Discussed this with Sandra Nelson and she will be following up with David Cocks.
2026-202	Joint Use Planning Agreement with Westwind School Division	MOVED by Councillor Foss that Council direct Mayor Barton to sign the Joint Use Planning Agreement, as amended, with Westwind School Division, following approval and execution of the Agreement by Westwind School Division.	In Progress	Waiting on Westwind to sign and return.

** Motions to approve agendas, minutes, accounts payable or other purely administrative matters are excluded from the tracker.

VILLAGE OF STIRLING

Cheque Listing For Council

2026-Nov-13
11:24:41AM

Cheque #	Cheque Date	Vendor Name	Invoice #	Invoice Description	Invoice Amount	Cheque Amount
20260101	2026-11-13	ATB FINANCIAL	240	OCT PURCHASES	12,498.48	12,498.48
20260102	2026-11-13	SERVICES FLO INC.	IC 647298	SVC FEE JUN 2026 - MAY 2027	1,260.00	1,260.00
(EFT) 20267086	2026-11-13	AMSC - UTILITIES	26-1068678	NATURAL GAS	526.19	526.19
(EFT) 20267087	2026-11-13	AMSC INSURANCE SERVICES LTD (AMSCI)	1860-2026-11	NOV BENEFITS	7,138.69	7,138.69
(EFT) 20267088	2026-11-13	MO-TIRE LTD.	647575	TIRE CHANGEOVER	434.70	602.70
(EFT) 20267088			647998	FLAT REPAIR	168.00	
(EFT) 20267089	2026-11-13	PORTER TANNER ASSOCIATES INC.	1191	PROGRESS CERT #5	301,769.18	301,769.18
(EFT) 20267090	2026-11-13	RIDGE WATER SERVICES COMMISSION	1128	OCTOBER WATER	24,857.00	24,857.00
(EFT) 20267091	2026-11-13	TRIPLE W NATURAL GAS	148416	NATURAL GAS	43.91	43.91
(EFT) 20267092	2026-11-13	UNITED FARMERS OF ALBERTA	117071115	CARDLOCK	113.08	113.08

Total 348,809.23

*** End of Report ***

MONTHLY STATEMENT

OCT 07 to NOV 06, 2026

VILLAGE OF STIRLING *
Account Number:
Alberta BusinessCard®

We'd like to help you:
atb.com
1-800-332-8383

YOUR ACCOUNT SUMMARY

Statement date: November 06, 2026

PREVIOUS CHARGES AND PAYMENTS

Your previous balance	$10,929.90
Payments made from Oct 07 to Nov 06 - Thank you	-$10,929.90
Credits	$0.00
Total payments and credits	**-$10,929.90**

NEW CHARGES

Purchases and returns	$12,463.48
Cash advances and cheques	$0.00
Fees and adjustments	$35.00
Interest charges	$0.00
Total new charges	**$12,498.48**
Your new balance	**$12,498.48**

MINIMUM PAYMENT AND CREDIT LIMIT

Minimum payment due	$375.00	Your credit limit	$20,000.00
Payment due date	November 27, 2026	Available credit on Nov 06	$7,501.52

Payment Slip

If you're paying by mail, please send this remittance slip with your cheque to:

ATB Financial
P.O. Box 21063
Calgary, AB T2P 4H5

Account number:

Your new balance :	$12,498.48
Minimum payment due:	$375.00
Payment due date:	November 27, 2026
Amount enclosed:	$12 498.48

PFDATFXH
VILLAGE OF STIRLING *
PO BOX 360
STIRLING AB T0K 2E0

PAYMENTS AND CREDITS

Any payments you made that we received after November 06, 2026 will appear on your next statement.

Date Posted	Description	Amount ($)
Oct 19	PAYMENT - THANK YOU	-10,929.90
Total payments and credits		**-$10,929.90**

PURCHASES AND RETURNS

Date Charged	Date Posted	Description	Amount ($)
Oct 07	Oct 07	COSTCO WHOLESALE W160 LETHBRIDGE AB	1,343.96
Oct 26	Oct 26	DOUBLETREE HOTELS EDMONTON AB FOLIO #3741031110	915.50
Oct 26	Oct 26	DOUBLETREE HOTELS EDMONTON AB FOLIO #3741031110	938.62
Oct 26	Oct 26	OLD SPAGHETTI WEST ED EDMONTON AB	74.78
Oct 27	Oct 27	1ST RND EDMONTON AB	73.95
Oct 28	Oct 28	THE TACO SHOP EDMONTON AB	103.77
Oct 28	Oct 28	SQ *JOEY MAYFIELD EDMONTON AB	98.92
Oct 29	Oct 29	PETRO-CANADA 77953 EDMONTON AB	150.00
Oct 29	Oct 29	PETRO-CANADA 77953 EDMONTON AB	72.71
Oct 29	Oct 29	OLIVE GARDEN CDA #530 EDMONTON AB	86.16
Oct 30	Oct 30	DAIRY QUEEN #27328 CALGARY AB	18.83

(continued on next page)

You can make your payment by:

- Autopay (**pre-authorized Debit**)
- **ABM**
- **Telephone** banking
- **Internet** banking
- **Mail**, to the address alongside
- At any **ATB branch**

Please allow enough time for your payment to reach us by the due date.

Mail your payments and enquiries to:

ATB Financial
P.O. Box 21063
Calgary, AB T2P 4H5

ATB

MONTHLY STATEMENT
OCT 07 to NOV 06, 2026

VILLAGE OF STIRLING *
Account Number:
Alberta BusinessCard®

PURCHASES AND RETURNS (continued)

Date Charged	Date Posted	Description	Amount ($)
Nov 01	Nov 01	DOUBLETREE HOTELS EDMONTON AB FOLIO #6761106025	1,169.36
Nov 01	Nov 01	DOUBLETREE HOTELS EDMONTON AB FOLIO #6761106025	988.91
Nov 02	Nov 02	BOSTON PIZZA # 186 EDMONTON AB	63.09
Nov 03	Nov 03	ROB'S FAMOUS FRIED CHI EDMONTON AB	59.17
Nov 04	Nov 04	MOXIES BAR & GRILL - K EDMONTON AB	95.14
Nov 05	Nov 05	SHELL C00045 EDMONTON AB	111.83
Total			$6,364.70

Date Charged	Date Posted	Description	Amount ($)
Oct 10	Oct 10	ADOBE SAN JOSE CA	162.70
Oct 15	Oct 15	VISTA RADIO LTD. - WES COURTENAY BC	420.00
Oct 15	Oct 15	VISTA RADIO LTD. - WES COURTENAY BC	1,312.50
Oct 15	Oct 15	VISTA RADIO LTD. - WES COURTENAY BC	1,050.00
Oct 15	Oct 15	VISTA RADIO LTD. - WES COURTENAY BC	420.00
Oct 18	Oct 18	AMZN MKTP CA*744N15Z43 TORONTO ON	89.01
Oct 19	Oct 19	AMZN MKTP CA*4S9352QC3 TORONTO ON	23.07
Oct 21	Oct 21	AMZN MKTP CA*CJ5U06473 TORONTO ON	59.81
Oct 21	Oct 21	AMZN MKTP CA*8W2NE21I3 TORONTO ON	14.16
Oct 22	Oct 22	AMZN MKTP CA*XS79Y3GK3 TORONTO ON	241.40
Oct 23	Oct 23	AMZN MKTP CA*5P8M31572 TORONTO ON	135.66
Oct 25	Oct 25	AMZN MKTP CA*RX74K3CW3 TORONTO ON	97.65
Oct 25	Oct 25	AMZN MKTP CA*JV4AS9GG3 TORONTO ON	97.65
Oct 28	Oct 28	MICROSOFT#G194303627 MSBILL.INFO ON	26.93
Oct 30	Oct 30	AMZN MKTP CA*ML9EE6L53 TORONTO ON	11.54
Oct 31	Oct 31	AMZN MKTP CA*F61RS6113 TORONTO ON	10.69

(continued on next page)

PURCHASES AND RETURNS (continued)

Date Charged	Date Posted	Description	Amount ($)
Nov 01	Nov 01	AMZN MKTP CA*7D65N40V3 TORONTO ON	16.99
Nov 02	Nov 02	AMZN MKTP CA*7L82M2Y63 TORONTO ON	52.90
Nov 02	Nov 02	AMZN MKTP CA*ZJ5FN6AK3 TORONTO ON	10.91
Total			$4,253.57

Date Charged	Date Posted	Description	Amount ($)
Oct 05	Oct 07	GREAT CANADIAN OIL CHA LETHBRIDGE AB	156.31
Oct 07	Oct 07	HP *INSTANT INK CA HALIFAX NS	21.51
Oct 09	Oct 09	ALBERTA ELECTED OFFICI EDMONTON AB	309.75
Oct 22	Oct 22	RONA CA BOUCHERVILLE QC	1,341.89
Oct 22	Oct 22	RCSS #1541 LETHBRIDGE AB	15.75
Total			$1,845.21
Total purchases and returns			**$12,463.48**

FEES AND ADJUSTMENTS

Date Posted	Description	Amount ($)
Nov 04	ANNUAL FEE	35.00
Total fees and adjustments		**$35.00**

INTEREST CHARGES

Balance Type	Interest Charged ($)	Annual Interest Rate (%)
Purchases	0.00	4.70 (v)
Cash advances and cheques	0.00	4.70 (v)
Total interest charges	**$0.00**	

(v) - Variable (f) - Fixed

ATB Accounts - Balance as of October 31, 2026

Business - Chequing	$567,973.84
Business - Public Sector Savings	$310,498.93
Business - Public Sector Savings	$482.70
Non-Redeemable GIC	$228,457.46
Total Deposits	$1,107,412.93

VILLAGE OF STIRLING

Current Outstanding Items

2026-Nov-5
9:40:53AM

Ending Date: 2026-Oct-31

Bank Account Name: GENERAL **Bank Statement Balance: 567,973.84**

Add Outstanding Deposits

Deposit Description	Batch #	Deposit Date	Amount	
BANK DEPOSIT	39654	2026-10-23	143.13	
BANK DEPOSIT	39685	2026-10-29	400.00	
DEBIT DEPOSIT	39695	2026-10-30	300.00	
BANK DEPOSIT	39651	2026-10-22	305.10	
BANK DEPOSIT	39676	2026-10-28	879.75	
Total Deposits Outstanding			2,027.98	2,027.98

Less Outstanding Cheques

Payee	Cheque #	Cheque Date	Amount	
	20260089	2026-09-25	247.50	
	20260056	2026-07-31	2,727.00	
	20260097	2026-10-19	1,018.50	
	20250060	2025-06-04	28.17	
	20260029	2026-04-08	214.08	
	20260076	2026-08-24	82.49	
Total Outstanding Cheques			4,317.74	(4,317.74)

And Adjustments

Net Outstanding Items:	**(2,289.76)**
Ending Bank Balance:	**567,973.84**
Total:	**565,684.08**
Bank GL Balance:	**565,684.08**
Unposted GL Adjustment Amount:	**0.00**
Total Bank GL Balance:	**565,684.08**
Difference between Bank GL Balance and Sum of Net Outstanding Items & Ending Bank balance:	**$0.00**

*** End of Report ***

STIRLING

Council Meeting – November 18, 2026

Agenda Item: Bylaw 588-26 2027 Fees, Rates and Charges Bylaw

Strategic Alignment:

Build Community: Infrastructure & Amenities	**Celebrate Community:** Engagement & Pride	**Enhance Community:** Development & Economy
Financial Sustainability: Responsible Financial Management		

Background Information:

Administration is presenting Bylaw 588-26 2027 Fees, Rates and Charges Bylaw. Administration has an attached supplemental report which will be used for comparison within the body of this report.

There are specific accounting changes which will affect the outcome of the financial graphing of this report. Administration has captured the full costing for all wages and benefits for the Water Waste Water Operator within the Water revenue and expense category; as well the full wage and benefit cost for the Utility Operator has been added to the waste water category.

Administration's rationale behind this split would be to reflect the fact the water operator is required to carry certification for all aspects of the potable water system, which has more stringent reporting requirements than the waste water system and occupies more of their time when looking at both systems. By capturing the Utility Operator on the sanitary side we create a split for costs going into the two services, thereby no artificially inflating one and keeping one lower.

Administration is also recommending fee changes based on the findings of the financial tables.

Administration will break down the costing areas of specific portions of the financial tables report.

It is also important to note that all 2026 expenditures and revenues are not a true year end, but rather taken at the date of time the report was generated in early November.

Swimming Pool Revenue, Expenditure and Amortization Assessment

The swimming pool figures in the cost chart report show substantial operating deficits in both 2025 and 2026. However, the reported expenditures need to be interpreted carefully because $100,000 of additional maintenance was included in 2025 and $70,000 in 2026 to address critical basin works. Removing those extraordinary amounts for analytical purposes provides a much clearer picture of the pool's underlying annual operating position.

1. Reported Financial Position

The report provides the following swimming pool results:

Measure	2025	2026	Change
Revenue	$135,219.21	$145,448.96	+$10,229.75

Reported expenditures	$340,778.40	$318,560.23	-$22,218.17
Expenditures + amortization	$371,366.29	$341,979.21	-$29,387.08
Operating deficit	($205,559.19)	($173,111.27)	$32,447.92 improvement
Deficit after amortization	($236,147.08)	($196,530.25)	$39,616.83 improvement

The underlying revenue, expenditure and expenditure-plus-amortization figures are taken from the swimming pool graph in the financial graph report.

On the surface, the pool's expenses greatly exceed its revenue in both years. However, that comparison does not distinguish between normal recurring operations and the extraordinary maintenance expenditures associated with the critical basin work.

2. Impact of the Critical Basin Maintenance

The additional basin maintenance is essential to understanding the financial results:

- 2025: approximately $100,000 of additional maintenance was included for critical basin work.
- 2026: approximately $70,000 of additional maintenance was included for continued critical basin work.

These are significant expenditures that distort a simple year-over-year assessment of normal pool operations.

For analytical purposes, if these extraordinary amounts are removed, the underlying operating expenditures become approximately:

Measure	2025	2026
Reported operating expenditures	$340,778.40	$318,560.23
Extraordinary basin maintenance	($100,000.00)	($70,000.00)
Adjusted underlying expenditures	$240,778.40	$248,560.23
Revenue	$135,219.21	$145,448.96
Adjusted operating deficit	($105,559.19)	($103,111.27)

The reported expense amounts come from financial graph report; the $100,000 and $70,000 adjustments are based on the critical basin maintenance information provided for this analysis.

This adjusted comparison tells a considerably different story.
Although reported expenses decline by more than $22,000 between 2025 and 2026, underlying operating expenses excluding the extraordinary basin work actually increase by approximately $7,782, or 3.2%.

At the same time, pool revenues increase by approximately $10,230, or 7.6%.

Therefore, revenue growth in 2026 is actually outpacing the increase in normalized operating costs.

3. Revenue Performance

Pool revenue increases from $135,219.21 in 2025 to $145,448.96 in 2026, an improvement of approximately $10,230 or 7.6%.

This is a positive indicator, particularly because the principal pool fees shown in the report remain unchanged between 2025 and 2026. For example:

- Youth single-session admission remains $6
- Adult admission remains $7
- Family day pass remains $28
- Individual season pass remains $115
- Family season pass remains $240
- Pool rental remains $200 per hour with a pass and $250 without a pass
- Swim lessons remain $50 with a pass and $60 without a pass.

Therefore, the increase in total revenue is based around an increase in pass sales; a marked increase in revenue from the Concession and What's Popn'; as well as increases from instruction of courses such as NLS.

4. Understanding the Reported Expense Reduction

At first glance, expenditures appear to improve significantly:

2025: $340,778.40
2026: $318,560.23

This is a reduction of approximately $22,218 or 6.5%.
However, because the extraordinary maintenance allocation decreased from $100,000 in 2025 to $70,000 in 2026, approximately $30,000 of the apparent year-over-year expense improvement is explained by the reduced level of critical basin work.

After adjusting for that difference:

- 2025 underlying expenses are approximately $240,778
- 2026 underlying expenses are approximately $248,560

This indicates that the pool's recurring or underlying expenditure base increased modestly rather than decreased.
That distinction is important for future budgeting. Council should not assume that the $318,560 reported expenditure level represents the pool's permanent annual operating cost, because it still contains $70,000 of exceptional basin-related maintenance.

5. Amortization

The report also allows the pool's amortization component to be isolated.

2025

Reported expenses plus amortization were $371,366.29, compared with operating expenditures of $340,778.40.

This produces implied amortization of:
$30,587.89

2026

Expenses plus amortization are $341,979.21, compared with operating expenses of $318,560.23.

This produces implied amortization of:
$23,418.98

Amortization is particularly relevant for the pool because it recognizes the annual consumption of the facility's capital assets. It should not be confused with the $70,000 and $100,000 basin maintenance amounts. Maintenance addresses the condition and operation of the existing facility, whereas amortization represents accounting recognition of capital assets being consumed over their useful lives.

6. A More Meaningful 2026 Cost-Recovery Assessment

There are really three different ways to look at the pool's 2026 financial performance.

Reported operating basis

Revenue: $145,448.96
Expenditures: $318,560.23
Deficit: $173,111.27
Revenue recovery: 45.7%

Normalized operating basis excluding extraordinary basin maintenance

Revenue: $145,448.96
Adjusted expenditures: $248,560.23
Deficit: $103,111.27
Revenue recovery: 58.5%

This is arguably a better indication of the pool's underlying annual operating position if the $70,000 expenditure is genuinely temporary and specific to critical basin remediation.

Full accounting basis including amortization

Revenue: $145,448.96
Expenses + amortization: $341,979.21
Deficit: $196,530.25
Revenue recovery: 42.5%

If the extraordinary $70,000 basin work is excluded but amortization retained, adjusted full costs would be approximately $271,979, against revenue of $145,449, for an adjusted full-cost recovery level of approximately 53.5%.

7. Longer-Term Perspective

The historical graph demonstrates that a municipal subsidy for the pool is not new.
In 2023, pool revenue was approximately $106,194 compared with expenditures of approximately $279,396. In 2024, revenue increased to approximately $124,637, while expenditures were approximately $284,630. Revenue then increased to $135,219 in 2025 and $145,449 in 2026.

This revenue trend is positive:

- 2023: $106,193.96
- 2024: $124,636.82
- 2025: $135,219.21
- 2026: $145,448.96

Pool revenue has increased by approximately $39,255, or 37%, between 2023 and 2026.
Therefore, while the pool continues to require significant municipal financial support, revenue generation itself is moving in a favourable direction.

8. Implications for Pool Fees

The financial results do not necessarily suggest that user fees should be increased enough to achieve full cost recovery.

Even after removing the extraordinary $70,000 basin maintenance expenditure, approximately $103,111 of the pool's 2026 underlying operating costs are not recovered through revenue.

Attempting to eliminate this entire subsidy through admission and program fees would require pool revenues to increase from approximately $145,449 to $248,560, an increase of roughly 71%. Such an increase in revenues cannot reasonably be assumed to result from an equivalent increase in rates. Higher admission, lesson and season-pass prices can reduce participation, particularly for families and youth, potentially undermining both revenue and the community-service purpose of the facility.

A more appropriate approach is to view the municipal contribution to the pool as partly a community recreation subsidy, while continuing to monitor cost recovery and utilization.

9. Swimming Pool Revenues and Expenditures

The 2026 swimming pool financial results should be considered in the context of significant extraordinary maintenance undertaken to address critical basin requirements. Reported pool revenues for 2026 are approximately $145,449, compared with operating expenditures of approximately $318,560 and expenditures including amortization of approximately $341,979.

On a reported basis, revenues recover approximately 45.7% of operating expenditures. However, the reported expenditure total includes approximately $70,000 of additional maintenance associated with critical basin works. Similarly, the 2025 expenditure figure of approximately $340,778 included an additional $100,000 for critical basin maintenance. Consequently, direct comparison of reported expenditures with normal annual revenues overstates the ongoing operating cost of the facility.

When these extraordinary maintenance amounts are excluded for analytical purposes, underlying pool expenditures are approximately $240,778 in 2025 and $248,560 in 2026. Against 2026 revenue of approximately $145,449, this produces an adjusted operating deficit of approximately $103,111 and an underlying operating cost-recovery rate of approximately 58.5%.

The adjusted results also show that underlying operating expenditures increased by only approximately 3.2% between 2025 and 2026, while revenues increased by approximately 7.6%. This indicates that the pool's revenue performance is improving at a faster rate than its normalized operating expenditure growth.

Amortization adds another important dimension. The 2026 financial information reports expenditures including amortization of approximately $341,979, compared with operating expenditures of approximately $318,560, indicating approximately $23,419 in amortization expense. After accounting for both operations and amortization, revenues recover approximately 42.5% of the reported full accounting cost.

The critical basin expenditures should not be viewed simply as evidence of escalating routine operating costs. They represent additional maintenance undertaken to address identified infrastructure requirements and preserve the continued operation of an important community asset. Separating these expenditures from routine annual operations provides Council with a clearer understanding of the pool's sustainable operating position.

Overall, the pool continues to require a significant municipal contribution, which is consistent with its role as a community recreational facility rather than a fully self-supporting utility. The encouraging trend is that pool revenues have grown from approximately $106,194 in 2023 to $145,449 in 2026, an increase of approximately 37%, while the underlying 2026 operating deficit, after removing the extraordinary basin work, is approximately $103,111.

Future fees-and-charges decisions should therefore concentrate on maintaining reasonable cost recovery without establishing rates that discourage community use. The extraordinary basin maintenance should continue to be separately identified from normal pool operations so that Council can clearly distinguish between the recurring annual municipal subsidy required to operate the pool and temporary expenditures required to protect and rehabilitate the facility itself.

Overall Assessment

The most important conclusion is that the headline $318,560 expenditure figure for 2026 overstates the pool's normal operating cost if the $70,000 basin expenditure is temporary.

On that basis, approximately $248,560 is a better starting point for assessing underlying 2026 operating costs, compared with revenue of $145,449. The resulting underlying municipal operating contribution is approximately $103,111.

The direction of travel is nevertheless encouraging. Revenue increased 7.6% from 2025 while normalized operating expenses increased about 3.2%. The improvement should therefore be recognized separately from the temporary but necessary capital-maintenance pressure created by the critical basin works.

STIRLING

Fee Recommendations

At present Administration is not recommending any fee adjustments for the pool fees.

Community Centre, FCSS and Bowling Alley Revenue and Expenditure Analysis

1. 2026 Financial Position

The combined Community Centre, FCSS and Bowling Alley operations show the following results for 2026:

Measure	2025	2026	2025 to 2026 Change
Revenue	$16,715.00	$13,985.00	-$2,730.00
Expenditures	$36,793.87	$20,248.07	-$16,545.80
Operating deficit	($20,078.87)	($6,263.07)	+$13,815.80 improvement
Revenue cost recovery	45.4%	69.1%	+23.7 percentage points

The source graph reports $13,985 of revenue and $20,248.07 of expenditures in 2026, compared with $16,715 and $36,793.87 respectively in 2025.

The most important conclusion is that the facilities do not fully recover their operating costs through directly reported revenues, but the financial position improved substantially in 2026 because expenditures declined much faster than revenues.

2. Revenue Analysis

Revenue declined from $16,715 in 2025 to $13,985 in 2026, a decrease of $2,730, or approximately 16.3%.

The report also identifies an annual FCSS utility reimbursement of $6,000, which has remained at that amount since 2020.

The relatively modest level of revenue is important when evaluating the facilities. Unlike water, sewer and solid waste, the Community Centre, FCSS facility and Bowling Alley are not necessarily expected to operate as fully self-supporting utilities. They provide community, recreational and social benefits that extend beyond the individuals paying rental or user fees.

Therefore, the relevant financial question is not simply whether revenues equal expenditures. Council should also consider what portion of the operating cost should reasonably be recovered from facility users and what portion represents the municipality's investment in community services.

3. Significant Reduction in 2026 Expenses

The major positive development in 2026 is the reduction in expenditures.
Expenses decrease from $36,793.87 in 2025 to $20,248.07 in 2026. This represents a reduction of: $16,545.80, or approximately 45.0%.

This reduction is considerably greater than the 16.3% decrease in revenue.
Consequently, although the facilities generated less revenue in 2026, their overall financial performance improved substantially.

The operating deficit declined from approximately $20,079 in 2025 to $6,263 in 2026, an improvement of approximately $13,816, or 68.8%.

That is the most significant finding in the 2026 results.

4. Cost-Recovery Analysis

Another useful way to evaluate the facilities is to determine what percentage of operating expenditures is recovered through revenues.

2025

Revenue of $16,715 divided by expenditures of $36,793.87 produces cost recovery of approximately: 45.4%

The municipality therefore supported approximately 54.6% of the operating cost not recovered through the revenues shown in the graph.

2026

Revenue of $13,985 divided by expenditures of $20,248.07 results in cost recovery of approximately: 69.1%
The remaining approximately 30.9%, or $6,263, represents the operating shortfall.

The improvement from 45% to 69% cost recovery in a single year is significant.

It means that even though revenue declined, the facilities are considerably closer to operating break-even because of the reduction in expenditures.

5. Longer-Term Financial Trend

The historical data provide useful context because the relationship between revenue and expenditures has varied considerably.

Year	Revenue	Expenditures	Surplus/(Deficit)
2019	$9,855.00	$20,608.24	($10,753.24)
2020	$10,386.67	$16,000.29	($5,613.62)
2021	$6,062.14	$16,687.08	($10,624.94)
2022	$6,000.00	$5,366.85	$633.15
2023	$12,270.00	$25,295.86	($13,025.86)
2024	$10,480.00	$30,305.80	($19,825.80)
2025	$16,715.00	$36,793.87	($20,078.87)
2026	$13,985.00	$20,248.07	($6,263.07)

The historical revenue and expenditure amounts are reported in the Community Centre/FCSS/Bowling Alley graph.

The table demonstrates that operating deficits are not unusual for these facilities. With the exception of 2022, expenditures have generally exceeded revenues during the recent period.

However, the $6,263 deficit in 2026 is significantly smaller than those experienced in 2023, 2024 and 2025.

This suggests the 2026 expenditure reduction has materially improved the operating position.

6. Community Service Versus Full Cost Recovery

The Community Centre, FCSS facility and Bowling Alley should be evaluated differently from municipal utilities.

For water, sewer and solid waste, a strong argument exists for rates that recover most or all of the costs from users. For community facilities, there is generally a deliberate municipal subsidy because the facilities provide broader public benefits.

The financial question for Council is therefore:

What is an appropriate balance between user-pay revenue and municipal support for facilities that serve broader community purposes?

In 2026, the answer reflected in the financial results is approximately:

- 69% funded through reported facility revenue
- 31% represented by the operating shortfall

This equates to approximately $6,263 of municipal support, based solely on the revenues and expenditures presented in the graph.

That is a considerably stronger position than 2025, when the operating shortfall was approximately $20,079.

*The 2026 Expenditures are slated to increase just in power and natural gas alone until the end of the year, so these figures will change.

7. Rate and Revenue Considerations

The report identifies the FCSS Utility Reimbursement at $6,000 per year, unchanged from 2020 through 2026. The document also identifies a Community Centre booking surcharge under Schedule F.

Given the significant improvement in expenditures, the 2026 figures do not necessarily support attempting to move immediately to 100% user-pay cost recovery.

Doing so would require an additional $6,263 in annual revenue, equivalent to approximately 44.8% more than the current $13,985 revenue level, assuming expenditures remained unchanged.
For a small community facility, an increase of that magnitude could create an unintended result. Significantly higher rental or user fees could discourage bookings and participation, meaning that increasing rates does not necessarily generate an equivalent increase in total revenue.

A more appropriate approach would be to establish a target cost-recovery range that Council considers reasonable given the public-service purpose of the facilities.

For example, at the 2026 expenditure level of $20,248:

- 70% cost recovery requires approximately $14,174 of annual revenue
- 75% cost recovery requires approximately $15,186
- 80% cost recovery requires approximately $16,198
- 100% cost recovery requires approximately $20,248

Current revenue of $13,985 already places the facilities very close to the 70% operating cost-recovery level.

Overall Assessment

The 2026 results are positive from a cost-control perspective. The facilities still require municipal financial support, but that support has fallen dramatically from approximately $20,079 in 2025 to $6,263 in 2026.

The stronger approach for Council is therefore likely not to pursue 100% cost recovery, but to establish a reasonable cost-recovery objective, potentially around 70% to 80%, while recognizing the public benefit these facilities provide. At the existing expenditure level, the facilities are already essentially at the lower end of that range.

Importantly, the source graph for this facility reports revenue and expenditures only and does not present a separate amortization series, unlike the water, sewer and solid waste graphs. Therefore, this analysis appropriately focuses on operating cost recovery rather than claiming full-cost recovery after amortization.

Fee Recommendations

At present Administration is not recommending any fee adjustments for the Community Centre of FCSS fees at this time.

Solid Waste Revenues and Expenditures Report

1. Overview

The Solid Waste Revenues and Expenditures table provides an important measure of whether user fees are sufficient to support the cost of providing solid waste services.

STIRLING

For 2026, the table reports **revenue of $90,699.18**, compared with **operating expenditures of $90,699.58**. When amortization is included, total expenditures increase to **$93,027.37**.

The 2026 figures therefore show an operating budget that is effectively balanced before amortization. However, when the consumption of capital assets through amortization is recognized, the service has a modest full-cost deficit.

2. 2026 Financial Position

2026 Solid Waste	Amount
Revenue	$90,699.18
Operating expenditures	$90,699.58
Operating surplus/(deficit)	**($0.40)**
Expenditures + amortization	$93,027.37
Full-cost surplus/(deficit)	**($2,328.19)**
Implied amortization	$2,327.79
Operating cost recovery	**~100.0%**
Full-cost recovery	**97.5%**

Source amounts are from the solid waste table in the fee graph report; differences and percentages are calculated from those figures.

3. Revenue Compared with Operating Expenditures

From an operating perspective, the 2026 solid waste utility is essentially **fully self-supporting**. Revenue of **$90,699.18** is almost exactly equal to operating expenditures of **$90,699.58**, leaving a difference of only **$0.40**. (This will change through additional billing for revenue and expense prior to year end.)

This represents approximately **100% operating cost recovery**. In practical terms, the revenues collected from solid waste services are sufficient to pay the direct operating costs reflected in the table. This is an important distinction from the water utility analysis. The solid waste service is not showing a material operating deficit in 2026. Based strictly on the reported operating figures, the existing revenue structure has produced an almost exact match between revenues and operating expenditures.

4. Revenue Compared with Expenditures Including Amortization

The financial position changes slightly when amortization is included.

Operating expenditures are **$90,699.58**, while expenditures plus amortization are **$93,027.37**. This indicates approximately **$2,327.79 of amortization expense** in 2026.

Comparing total costs of **$93,027.37** with revenue of **$90,699.18** produces a full-cost deficit of approximately **$2,328.19**.

Revenue therefore covers approximately **97.5% of expenditures including amortization**.
This suggests that the solid waste utility is performing well from a cost-recovery perspective, but is not quite recovering the full accounting cost of the service.

5. Comparison with 2025

The year-over-year comparison provides additional context:

Measure	2025	2026	Change
Revenue	$107,349.74	$90,699.18	**-$16,650.56 (-15.5%)**
Operating expenditures	$111,423.95	$90,699.58	**-$20,724.37 (-18.6%)**
Expenditures + amortization	$113,751.74	$93,027.37	**-$20,724.37 (-18.2%)**

The source table reports these 2025 and 2026 amounts.

Interestingly, both revenue and expenditures decline in 2026. Revenue falls approximately **15.5%**, but operating expenditures fall by an even greater **18.6%**.

As a result, the operating financial position actually improves.

In 2025, revenue of **$107,349.74** was below operating expenditures of **$111,423.95**, creating a deficit of approximately **$4,074.21** before amortization. After amortization, the 2025 deficit increased to approximately **$6,402.00**.

By comparison, the 2026 operating deficit is effectively eliminated at just **$0.40**, while the full-cost deficit falls to approximately **$2,328**.

Consequently, although 2026 revenue is lower, the reduction in expenditures more than offsets the decline in revenue.

STIRLING

6. Solid Waste Rates

The rate schedule provides important context for interpreting the financial results. The principal solid waste rates remain unchanged between 2025 and 2026:

- Residential solid waste remains **$21.00 per month**.
- Commercial solid waste remains **$32.00 per month**.
- Institutional School remains **$100.00 per month**.
- Institutional Heavy remains **$150.00 per month**.
- Institutional Heavy extra-bin fee remains **$20.00 per bin**.

Despite these rates remaining unchanged, the 2026 financial results show that revenue is sufficient to recover essentially all operating expenditures.

This indicates that there is not a significant operating-rate shortfall demonstrated by the 2026 table.

7. Longer-Term Trend

The historical information shows that the solid waste utility's cost-recovery position has varied considerably over time.

For example, revenues substantially exceeded expenditures during several years between 2012 and 2024. In 2023, the table reports $103,998.40 in revenue versus $79,795.40 in expenditures, and in 2024 it reports $114,648.98 in revenue versus $99,104.31 in expenditures.

The position changed in 2025, when expenditures exceeded revenues, but the utility returns to essentially operating break-even in 2026.

This suggests that the 2025 operating deficit should not necessarily be interpreted as evidence of a persistent structural problem. The 2026 figures indicate that operating revenues and costs have returned to alignment.

8. Amortization and Full-Cost Recovery

Amortization deserves separate consideration.

STIRLING

Amortization is not the same as the annual cash cost of operating the solid waste service. Rather, it recognizes the consumption of capital assets over their useful lives.

For 2026, the difference between operating expenses and expenses including amortization is approximately **$2,328**. The service therefore moves from essentially break-even on an operating basis to a **$2,328 deficit on a full-cost accounting basis**.

The size of this deficit is relatively small. Full-cost revenue recovery is approximately **97.5%**.
If the municipality wished to achieve 100% recovery of the expenditures including amortization solely through solid waste revenues, approximately **$2,328 of additional annual revenue** would be required, assuming expenditures remained unchanged.

That represents an increase of approximately **2.6% over current revenues**.

9. Financial Sustainability Assessment

The 2026 results demonstrate a substantially stronger cost-recovery position than might be assumed simply by looking at the decline in revenue.

There are two conclusions depending upon how Council defines cost recovery:

Operating cost recovery

The solid waste service is essentially **fully self-funded** through its revenues in 2026.

Revenue: **$90,699.18**
Operating expenditures: **$90,699.58**
Difference:**($0.40)**

On this basis, there is no meaningful operating deficit requiring correction.

Full-cost recovery

When amortization is included:

Revenue: **$90,699.18**
Expenditures plus amortization: **$93,027.37**
Difference:**($2,328.19)**

The utility therefore recovers approximately **97.5% of its full accounting costs**.

10. Conclusion and Recommendation

The solid waste revenue versus expense has the requisitioning partner of Chief Mountain Regional Solid Waster Services Commission (CMRSWSC) as a direct impact for full cost recover and as was highlighted in the Service review report presented to Council May 20, 2026, any cost increases related to the requisition or costs per bin pick up have a direct impact on the financial break even point of solid waste.

The report also highlighted how the bin costing is based on actual bins out, not the total bins available for potential servicing.

Fee Recommendations

Administration is recommending fee increases for Schedule 10 solid waste services as highlighted in Bylaw 588-26. The fees are based upon the rate increase made by CMRSWSC for the 2027 calendar year.

Recommended Fee Increases

Environmental Services – Solid Waste (Garbage)	**2025**	**2026**
Residential (Each extra bin is per same monthly fee)	$21.00	$22.00
Commercial (Each extra bin is per same monthly fee)	$32.00	$33.00
Institutional	$100.00	$125.00
Institutional Heavy (Up to 6 Bins) *$20.00 for each bin over 6	$150.00	$175.00
*Rural	$21.00	$22.00

Administration would note the fee increases on each of the residential and commercial billing per bin to be $1.00. Administration has moved each of the Institutional rates to increase by $25.00 per month as these only affect the School and Church, which do not contribute to the tax base like residential and commercial lands do. Administration would suggest the higher fee is justified as they receive a better per bin rate in the institutional heavy rate than residential and commercial consumers.

2026 Water Revenue Compared with Expenditures

Administration is looking at the water revenue and expense not as a comparison to other years, but as a standalone, given the inclusion of earnings from staff involved in the system would create erroneous data.

For 2026, the water graph in fees graph reports:

Measure	2026
Water revenue	$391,585.29
Expenditures	$430,707.40
Expenditures + amortization	$438,219.15
Revenue less expenditures	**($39,122.11)**
Revenue less expenditures + amortization	**($46,633.86)**

On the surface, these figures suggest that water revenue is insufficient to cover the cost of operating the system. Revenue covers approximately 90.9% of reported expenditures and approximately 89.4% of expenditures including amortization.

Effect of Including Water Operator Wages

However, the 2026 expenditure figure needs to be read differently because water operator wages have been included in the water department's expenditures for the 2026 reporting year.

This accounting treatment is important because wages represent a real cost of providing the water service. Allocating those wages directly to water provides a more complete picture of what it actually costs the municipality to operate its water system.

At the same time, it means that a simple comparison between 2025 and 2026 can be misleading if the same wage allocation was not included in the earlier years.

The graph shows operating expenditures increasing from $286,171.74 in 2025 to $430,707.40 in 2026, an increase of $144,535.66, or approximately 50.5%.

That increase should therefore not automatically be interpreted as a 50.5% increase in the underlying cost of operating the water system. To the extent that water operator wages were previously recorded elsewhere and are now charged to water, part of the increase represents a more complete allocation of existing municipal labour costs to the utility rather than entirely new spending.

What This Means for Revenue Adequacy

The inclusion of operator wages nevertheless reveals an important issue about water rates.
In 2026, the water system generates $391,585.29 in revenue against $430,707.40 in expenditures, producing a reported deficit of approximately $39,122.

The principal 2026 water rates also remain unchanged from 2025. Residential customers continue at $30.00 plus $1.02/m³, commercial customers at $43.00 plus $1.02/m³, institutional customers at $120.00 plus $1.13/m³, and rural customers at $76.00 plus $1.07/m³.

Consequently, the 2026 graph provides a better indication of whether the water utility's rates are recovering the true cost of providing the service, including the municipal employees required to operate the system.

Recommended Explanation for the Report

Water Revenues and Expenditures

The 2026 Water Revenues and Expenditures graph should be considered in the context of a change in how water operating costs are reported. Water operator wages are included within the water utility expenditures for the 2026 reporting year. As a result, the increase in expenditures compared with previous years does not necessarily represent an equivalent increase in new spending. Rather, a portion of the increase reflects the allocation of employee costs directly to the water utility so that the financial results more accurately represent the full cost of providing the service.

For 2026, water revenues are projected at $391,585.29, compared with expenditures of $430,707.40, resulting in a reported operating shortfall of approximately $39,122. When amortization is included, total expenditures increase to $438,219.15, resulting in a full-cost shortfall of approximately $46,634.

While the graph therefore shows expenditures exceeding revenues in 2026, the result should not be interpreted solely as a deterioration in the operating efficiency of the water system. The inclusion of water operator wages makes the 2026 expenditure figure more representative of the actual resources required to operate the municipal water system.

From a utility-financing perspective, however, the revised allocation is significant. If water rates are intended to recover the full cost of providing water services, employee wages are appropriately considered part of that cost. On that basis, the 2026 figures indicate that current water revenues recover approximately 91% of operating expenditures. Revenue would need to increase by approximately $39,100, or 10% above the current revenue level, to fully recover the reported operating expenditures, assuming costs and consumption remain constant.

The inclusion of amortization further illustrates the longer-term cost of the utility. Total expenditures including amortization are approximately $438,219, compared with approximately $391,585 in revenue. Revenue therefore recovers approximately 89% of the full accounting cost of the service.

The 2026 graph should therefore be viewed as establishing a new and more complete baseline for assessing water utility cost recovery. Future rate decisions should compare water revenue against expenditures that consistently include the labour required to operate the system. This will provide Council with a clearer indication of whether water users are funding the cost of the service through

utility rates or whether a portion of those costs must be supported through reserves or other municipal revenues.

Fee Recommendations

Administration is recommending fee increases for Schedule 8 Water Services as is detailed below:

In 2025 the Village was billed for 242,818 cubes of water being sent from the Ridge Water Services Commission (RWSC) plant. Not all of this water is cost recoverable as leaks; irrigation; flushing; and other factors contribute to non-cost recovery use of water. The Village on residential and commercial water use have only added a $0.03/cube above the fee charged by RWSC. Institutional users are were raised in 2025 to be charged $0.14/cube above the RWSC rate. Rural water users have traditionally been charged $0.08/cube above the RWSC rate.

In order to recover the $39,100.00 in just operation deficit, not inclusive of amortization Administration believes we need to look at the consumption rate as well as the administration fee. With reduced use we would see reduced consumption costs, but this would not entirely offset the operational losses being experienced when the service is looked at on its own for costing.

In the absence of a study on water loss in the system but using the reported figure provided by Statistics Canada of 17%, this means from the 2025 amount of water used, we would have billed for 195,539 cubes of water. If we looked at raising each category of consumption by $0.05/cube this would increase overall revenues by $9,776.95.

At present the Village has 405 active water accounts within the Village boundary, inclusive of residential, commercial, and institutional. The rural water system as 97 water accounts. When looking at the fee structure Administration would recommend the following changes to help address the financial shortfalls. The table below shows the current fee structures for water services.

Environmental Services – Water	**2025**
Residential	$30.00+$1.02m³
Commercial	$43.00+$1.02m³
Institutional	$120.00+$1.13m³
Rural Monthly Flat	$138.00
Rural	$76.00+$1.07m³
Rural Ag Industrial	$110.00+$1.13m³
Bulk Water (per cubic meter)	$4.50

Administration would recommend moving to the following fee structure understanding we only have two institutional accounts.

STIRLING

Environmental Services – Water	2026
Residential	$32.00
Commercial	$45.00
Institutional	$125.00
Rural Monthly Flat	$138.00
Rural	$80.00
Rural Ag Industrial	$114.00

Environmental Services – Water Rates per Cubic Meter	2026
Residential – Charge is the Ridge Water Services Rate per cube plus the Village charge per cube	RWS Rate/cube + $0.08/cube
Commercial – Charge is the Ridge Water Services Rate per cube plus the Village charge per cube	RWS Rate/cube + $0.08/cube
Institutional - Charge is the Ridge Water Services Rate per cube plus the Village charge per cube	RWS Rate/cube + $0.19/cube
Rural - Charge is the Ridge Water Services Rate per cube plus the Village charge per cube	RWS Rate/cube + $0.13/cube
Rural Ag Industrial - Charge is the Ridge Water Services Rate per cube plus the Village charge per cube	RWS Rate/cube + $0.20/cube
Bulk Water (per cubic meter)	$4.55

The table below will illustrate the forecasted increased revenue for cost offsets from fee and consumption increases.

Fee Type	Increase for Revenue
Residential/Commercial Monthly (403 Accounts)	$9,672.00
Institutional Monthly (2 Accounts)	$120.00
Rural Monthly (95 Accounts)	$4,560.00
Consumption	$9,776.95
Total	**$24,128.95**

These recommendations will raise an estimated extra $24,128.95, which will not remove the need for a subsidy for the utility from the tax base, but in Administrations Opinion forms a reasonable increase in fees for this year to help to close the gap and based off of the same annual review in 2027 further recommendations will be made to adjust that closer.

2026 Sewer Revenues and Expenditures Financial Analysis

Based solely on the 2026 sewer figures presented in frees rates and charges graph, the sewer utility shows a relatively balanced position before considering the effect of the approximately $50,000 in

solar-related revenue. The distinction is important because the solar amount does not represent normal sewer user-rate revenue and therefore can materially distort the apparent cost recovery of the sewer system.

1. 2026 Financial Position as Presented

For 2026, the sewer revenues and expenditures are presented as follows:

2026 Sewer	Amount
Revenue	$90,699.18
Operating expenditures	$90,699.58
Expenditures including amortization	$93,027.37
Operating surplus/(deficit)	($0.40)
Surplus/(deficit) including amortization	($2,328.19)

These figures show that, as presented, the sewer operation is essentially at break-even before amortization. Revenue of $90,699.18 is only $0.40 below operating expenditures of $90,699.58. Once amortization is included, total costs increase to $93,027.37 and the sewer operation records a deficit of approximately $2,328.

On the surface, therefore, the 2026 sewer system appears to have achieved approximately 100% operating cost recovery and about 97.5% cost recovery when amortization is included.

2. Impact of the Approximately $50,000 Solar Revenue

Administration has identified that approximately $50,000 of the $90,699.18 reported revenue relates to solar. That distinction significantly changes the interpretation of the sewer utility's financial performance. If the $50,000 solar amount is removed to determine the revenue generated from the underlying sewer operation, adjusted sewer revenue becomes:
$90,699.18 - $50,000.00 = $40,699.18

Therefore:

2026 Adjusted Sewer Position	Amount
Reported revenue	$90,699.18
Less: approximate solar revenue	($50,000.00)
Adjusted sewer revenue	$40,699.18
Operating expenditures	$90,699.58

Adjusted operating deficit	($50,000.40)
Expenditures + amortization	$93,027.37
Adjusted deficit including amortization	($52,328.19)

The reported revenue and expense figures are from the report; the $50,000 solar adjustment is based on the amount you provided.

3. Adjusted Financial Assessment

Removing the solar-related revenue changes the financial picture substantially. Instead of virtually breaking even, the sewer operation generates approximately $40,699 in underlying sewer revenue against approximately $90,700 in operating expenses. This represents an operating funding shortfall of approximately $50,000.

On an adjusted basis, sewer revenue therefore covers only approximately:
$40,699.18 ÷ $90,699.58 = 44.9% of 2026 operating expenditures.

When amortization is included:
$40,699.18 ÷ $93,027.37 = 43.7% of the full accounting cost of providing the sewer service is covered. This means approximately 55.1% of operating costs and 56.3% of costs including amortization are not covered by the adjusted sewer revenue.

Summary

The 2026 figures initially give the appearance of a sewer utility that is essentially self-supporting on an operating basis, with revenue of $90,699.18 almost exactly equal to operating expenditures of $90,699.58.

However, that conclusion changes significantly when approximately $50,000 of revenue associated with solar is separated from the sewer operation.

After removing that amount, actual underlying sewer revenue is approximately $40,699, compared with approximately $90,700 in operating expenditures and $93,027 including amortization. The resulting adjusted deficits are approximately $50,000 before amortization and $52,328 after amortization.

Accordingly, for purposes of evaluating sewer rates and the financial sustainability of the sewer utility, the adjusted figure provides a considerably clearer picture. The sewer rate structure is recovering only

about 45% of operating costs based on this adjustment. The approximately $50,000 solar amount effectively masks a significant operating funding gap.

This suggests that the apparent 2026 break-even position should not be interpreted as evidence that existing sewer rates are independently recovering the cost of sewer operations. For long-term rate-setting and utility planning, it would be prudent to show the $50,000 solar amount separately from normal sewer-rate revenue so that Council can see the underlying cost-recovery position of the sewer utility.

Writing approach: I separated the reported 2026 position from the solar-adjusted position so the report clearly distinguishes the accounting presentation from the underlying sewer operation. I also converted the adjusted figures into cost-recovery percentages to make the financial implication clearer for Council or budget discussions.

Fee Recommendations

Administration is not recommending any fee increases to the Wastewater fee structure at this time. Currently there is a partial cost recover of $9.00/account per month as a fee rider for the debenture on the Lift Station and Forcemain project.

Administration has come to this conclusion solely based off the offset the solar ground mount creates. Should Council wish to no calculate this offset as part of the utility costing metrics in future years then fee rates and types will need to be considered.

Recommendation:

That Council approve first reading of Bylaw 588-26 2027 Fees, Rates and Charges Bylaw.

Proposed Motion(s):

Moved by _____ to approve first reading of Bylaw 588-26 2027 Fees, Rates and Charges Bylaw.

STIRLING

2027 FEES AND CHARGES SCHEDULE

November 5, 2025

Budget Report – Fees and Charges 2027

"Long-range planning does not deal with the future decisions, but with the future of present decisions."

- Peter F. Drucker

Department and Description	2015	2016	2017	2018	2019	2020	2021	2022	2023	2024	2025	2026
Tax Certificate	$35.00	$35.00	$35.00	$35.00	$35.00	$35.00	$35.00	$35.00	$35.00	$35.00	$35.00	$35.00
Tax Notification	$75.00	$75.00	$75.00	$75.00	$75.00	$100.00	$100.00	$100.00	$100.00	$100.00	$100.00	$100.00
Laminating (Wallet Size/Page Size)								$2.00/$4.00	$2.00/$4.00	$2.00/$4.00		
Admin Fee Bill Mailing											$4.00	$4.00
Letter or Certificate of Compliance	$50.00	$50.00	$50.00	$50.00	$50.00	$65.00	$65.00	$65.00	$65.00	$65.00	$65.00	$65.00
NSF Cheque	$40.00	$40.00	$40.00	$40.00	$40.00	$45.00	$45.00	$45.00	$45.00	$45.00	$45.00	$45.00
Property Info Request (Real Estate Agents)	$15.00	$15.00	$15.00	$15.00	$15.00	$15.00	$15.00	$15.00	$15.00	$15.00	$15.00	$15.00
Photocopying– Black & White/Colour	$0.25/$1.00	$0.25/$1.00	$0.25/$1.00	$0.25/$1.00	$0.25/$1.00	$0.25/$1.00	$0.25/$1.00	$0.25/$1.00	$0.25/$1.00	$0.50/$1.50	$0.50/$1.50	$0.50/$1.50
Fax– Local per Sheet	$1.00	$1.00	$1.00	$1.00	$1.00	$1.00	$1.00	$1.00	$1.00	$2.00	$2.00	$2.00
Fax– Long Distance per Sheet	$1.50	$1.50	$1.50	$1.50	$1.50	$1.50	$1.50	$1.50	$1.50	$2.50	$2.50	$2.50
Bylaw Enforcement												
Business License - Resident	$10.00	$10.00	$15.00	$15.00	$15.00	$25.00	$25.00	$25.00	$25.00	$25.00	$25.00	$25.00
Business License - Non-Resident	$50.00	$50.00	$60.00	$60.00	$60.00	$60.00	$60.00	$60.00	$60.00	$60.00	$60.00	$60.00
Dog License (Spayed or Neutered)	$25.00	$25.00	$25.00	$25.00	$25.00	$25.00	$25.00	$25.00	$25.00	$40.00	$40.00	$40.00
Dog License (Not Spayed or Neutered)	$45.00	$45.00	$45.00	$45.00	$45.00	$45.00	$45.00	$45.00	$45.00	$50.00	$50.00	$50.00
Cat License	$10.00	$10.00	$10.00	$10.00	$0.00	$0.00	$0.00	$0.00	$0.00	$0.00	$0.00	$0.00
Impoundment Fee (1st offence)	$55.00	$55.00	$55.00	$55.00	$55.00	$100.00	$100.00	$75.00	$75.00	$75.00	$75.00	$75.00
Impoundment Fee (2nd offence)	$110.00	$110.00	$110.00	$110.00	$110.00	$200.00	$200.00	$200.00	$200.00	$200.00	$200.00	$200.00
Impoundment Fee (3rd offence)	$175.00	$175.00	$175.00	$175.00	$175.00	$300.00	$300.00	$400.00	$400.00	$400.00	$400.00	$400.00
Impoundment Fee per day	$20.00	$20.00	$20.00	$20.00	$20.00	$25.00	$25.00	$25.00	$25.00	$25.00	$25.00	$25.00
Large Animal Permit/Animal	$25.00	$25.00	$25.00	$25.00	$25.00	$25.00	$25.00	$25.00	$25.00	$25.00	$25.00	$25.00
Large Animal Permit Flat Fee for up to 10 acres	$50.00	$50.00	$50.00	$50.00	$25.00	$25.00	$25.00	$25.00	$25.00	$25.00	$25.00	$25.00
Agriculture Property Livestock Permit (Flat Fee)					$50.00	$50.00	$50.00	$50.00	$50.00	$50.00	$50.00	$50.00
Development Fees												
Development Permit - Standard Home	$25.00	$25.00	$25.00	$25.00	$25.00	$50.00	$50.00	$50.00	$50.00	$50.00	$50.00	$50.00
Development Permit - Addition	$15.00	$15.00	$15.00	$15.00	$15.00	$15.00	$15.00	$15.00	$15.00	$15.00	$15.00	$15.00
Development Permit - Accessory Structure	$15.00	$15.00	$15.00	$15.00	$15.00	$15.00	$15.00	$15.00	$15.00	$15.00	$15.00	$15.00
Development Permit - Home Occupation	$15.00	$15.00	$15.00	$15.00	$15.00	$15.00	$15.00	$15.00	$15.00	$15.00	$15.00	$15.00
Waiver Request/Discretionary Use Fee	$125.00	$125.00	$125.00	$125.00	$125.00	$125.00	$125.00	$125.00	$125.00	$150.00	$150.00	$150.00
Discretionary Use Fee - Home Occupation	$100.00	$100.00	$100.00	$100.00	$100.00	$100.00	$100.00	$100.00	$100.00	$100.00	$100.00	$100.00
Subdivision/Development Appeal Fee	$300.00	$300.00	$300.00	$300.00	$300.00	$300.00	$300.00	$300.00	$300.00	$300.00	$300.00	$300.00
LUB Amendment									$500.00	$500.00	$500.00	
Leisure Services												

Camp Site Daily/Weekly – Serviced	$25.00	$25.00	$25.00	$25.00	$30.00 /$175.00	$30.00 /$175.00	$30.00 /$175.00	$30.00 /$175.00	$30.00 /$175.00	$30.00 /$175.00	$30.00 /$175.00	$30.00 /$175.00
Camp Site Daily/Weekly – Un-serviced	$10.00	$10.00	$10.00	$10.00	$15.00 /$70.00	$15.00 /$70.00	$15.00 /$70.00	$15.00 /$70.00	$15.00 /$70.00	$20.00 /120.00	$20.00 /120.00	$20.00 /120.00
Reunion Centre – Half Day/Full Day	$100/$150	$100/$150	$100/$150	$125/$175	$150.00 /$200.00	$150.00 /$200.00	$150.00 /$200.00	$150.00 /$200.00	$150.00 /$200.00	$150.00 /$200.00	$150.00 /$200.00	$150.00 /$200.00
Miscellaneous												
Trash Mowing Service – per Hour	$150.00	$150.00	$150.00	$150.00	$150.00	$150.00	$150.00	$150.00	$150.00	$150.00	$150.00	$150.00

Cemetery Fees - ~~Resident~~	2015	2016	2017	2018	2019	2020	2021	2022	2023	2024	2025	2026
Cemetery Lot Purchase Price	$350.00	$350.00	$350.00	$350.00	$650.00	$650.00	$650.00	$650.00	$650.00	$650.00	$650.00	$650.00
Internment - regular hours (open	$450.00	$450.00	$450.00	$450.00	$650.00	$650.00	$650.00	$650.00	$650.00	$650.00	$650.00	$650.00
Internment - after hours/weekends	$700.00	$700.00	$700.00	$700.00	$1,000.00	$1,000.00	$1,000.00	$1,000.00	$1,000.00	$1,000.00	$1,000.00	$1,000.00
Internment Cost - Sundays/Holidays	$1200.00	$1200.00	$1200.00	$1200.00	$2,000.00	$2,000.00	$2,000.00	$2,000.00	$2,000.00	$2,000.00	$2,000.00	$2,000.00
Internment Cremation - regular	$300.00	$300.00	$300.00	$300.00	$325.00	$325.00	$325.00	$325.00	$325.00	$325.00	$325.00	$325.00
Internment Cremation -after	$450.00	$450.00	$450.00	$450.00	$500.00	$500.00	$500.00	$500.00	$500.00	$500.00	$500.00	$500.00
Internment Cremation -	$950.00	$950.00	$950.00	$950.00	$1,000.00	$1,000.00	$1,000.00	$1,000.00	$1,000.00	$1,000.00	$1,000.00	$1,000.00
Columbarium												
Upper Teir *Include First										$1,000.00	$1,000.00	$1,000.00
Middle Teir *Include First										$850.00	$850.00	$850.00
Lower Teir *Include First										$650.00	$650.00	$650.00
Internment After hours or holidays										$200.00	$200.00	$200.00
Additional Internment Regular										$200.00	$200.00	$200.00
Additional Internment After Hours										$250.00	$250.00	$250.00
Additional Internment										$500.00	$500.00	$500.00

Cemetery Revenues and Expenditures

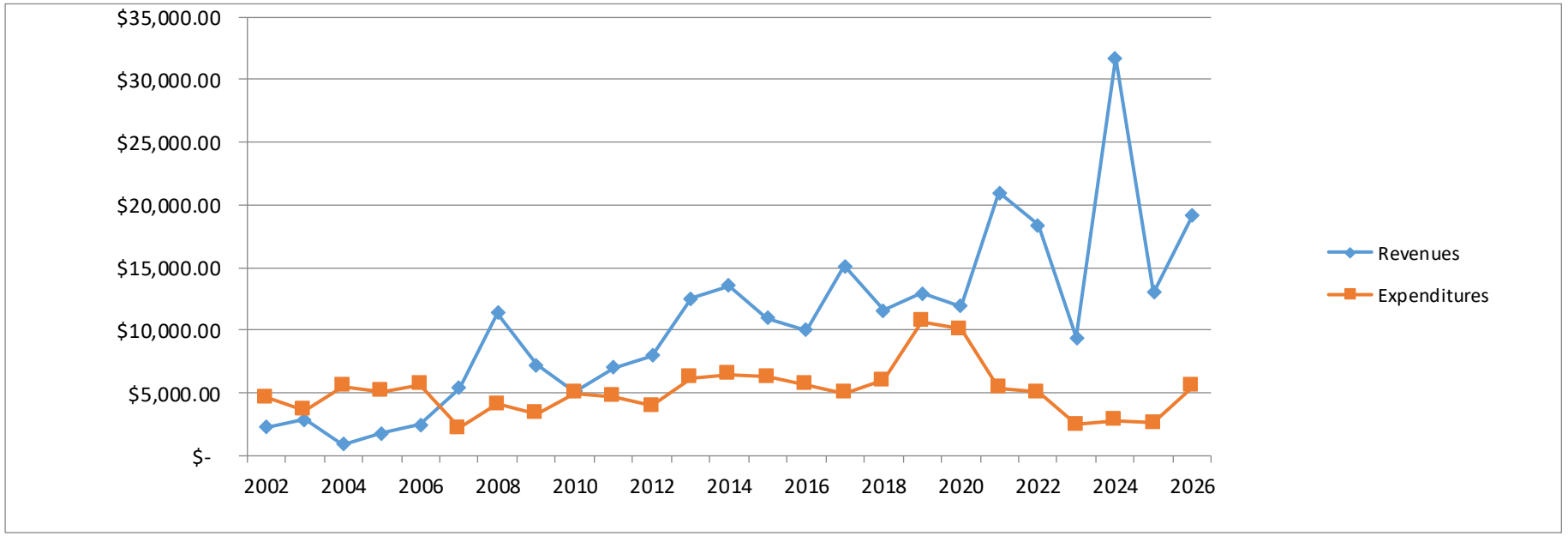

Environmental Services	2018	2019	2020	2021	2022	2023	2024	2025	2026
Residential – Water Dist. + Consumption	$27.00+$0.93m³ +$5(mc)	$30.00+$0.96 m³	$30.00+$0.96m³	$30.00+$0.96 m³	$30.00+$0.99 m³	$30.00+$0.99m³	$30.00+$0.99m³	$30.00+$1.02m³	$30.00+$1.02m³
Commercial – Water Dist. + Consumption	$39.00+$0.93m³ +$5(mc)	$43.00+$0.96 m³ M³	$43.00+$0.96m³	$43.00+$0.96 m³	$43.00+$0.99 m³	$43.00+$0.99m³	$43.00+$0.99m³	$43.00+$1.02m³	$43.00+$1.02m³
Institutional – Water Meter Consumption Rate	$100.00+$0.98m³	$110.00+$1.01 m³	$110.00+$1.01 m³	$110.00+$1.01 m³	$110.00+$1.04 m³	$110.00+$1.04 m³	$120.00+$1.10m³	$120.00+$1.13m³	$120.00+$1.13m³
~~**Rural – Water Monthly Flat Rate**~~	$124.00	$138.00							
Rural – Water Dist. + Consumption	$64.00+$0.98m³	$71.00+$1.01 m³	$71.00+$1.01m³	$76.00+$1.01 m³	$76.00+$1.04 m³	$76.00+$1.04m³	$76.00+$1.04m³	$76.00+$1.07m³	$76.00+$1.07m³
Rural Ag. Industrial - Water Dist.+Consum. Consumption	$95.00+$0.98m³	$105.00+$1.01 m³	$105.00+$1.01 m³	$110.00+$1.01 m³	$110.00+$1.04 m³	$110.00+$1.04 m³	$110.00+$1.04m³	$110.00+$1.07m³	$110.00+$1.07m³
Bulk Water Rate (per cubic metre)	$4.00	$4.50	$4.50	$4.50	$4.50	$4.50	$4.50	$4.50	$4.50
Water Turn-Off fee/Turn-On fee	$70.00	$100.00	$100.00	$100.00	$100.00	$100.00	$100.00	$100.00	$100.00
Rural Water Connection – Application Fee		$75.00	$75.00	$75.00	$75.00	$75.00	$75.00	$75.00	$75.00
New Resident - Water & Wastewater Connection Fee	$4100	$4,100.00	Cost + 10% or Min. $4,100.00	Cost + 10% or Min. $5,600.00	Cost + 10% or Min. $5,600.00	Cost + 10% or Min. $5,600.00	Cost + 10% or Min. $5,600.00	Cost + 10% or Min. $5,600.00	Cost + 10%
New Rural - Water & Wastewater Connection Fee	$8400	$8,400.00	Cost + 10% or Min. $8,400.00	Cost + 10% or Min. $8,400.00	Cost + 10% or Min. $8,400.00	Cost + 10% or Min. $8,400.00	Cost + 10% or Min. $8,400.00	Cost + 10% or Min. $8,400.00	Cost + 10%
Water Meter Replacement		$475.00	$475.00	$475.00	$475.00	$475.00	$475.00	$475.00	$475.00

Water Revenues and Expenditures

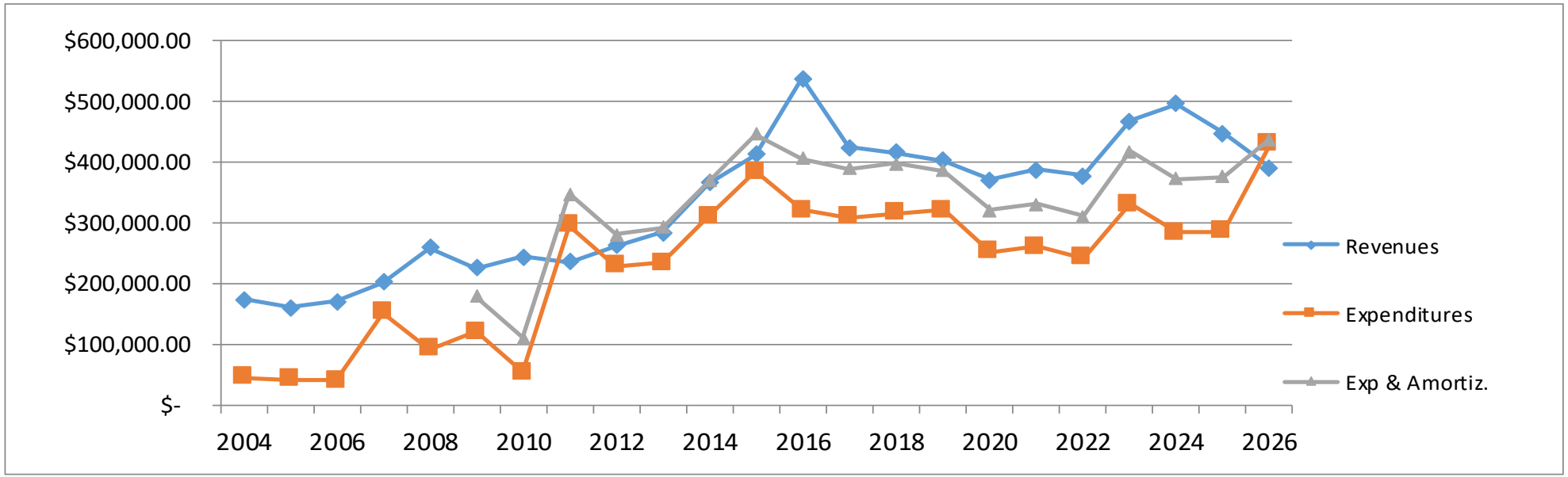

Environmental Services (Waste Water)	2017	2018	2019	2020	2021	2022	2023	2024	2025	2026
Residential – Wastewater Monthly Flat Rate	$20.00	$21.00	$22.00	$22.00	$22.00	$22.00	$22.00	$22.00	$22.00	$22.00
Commercial – Wastewater Monthly Flat Rate	$30.00	$32.00	$33.00	$33.00	$33.00	$33.00	$33.00	$33.00	$33.00	$33.00
Institutional School – Wastewater Monthly	$80.00	$90.00	$91.00	$91.00	$91.00	$91.00	$91.00	$95.00	$95.00	$95.00
Rural – Wastewater Monthly Flat Rate	$30.00	$32.00	$33.00	$33.00	$33.00	$33.00	$33.00	$33.00	$33.00	$33.00
Lift Station and Forcemain Rider								$7.00	$9.00	$9.00

Sewer Revenues and Expenditures

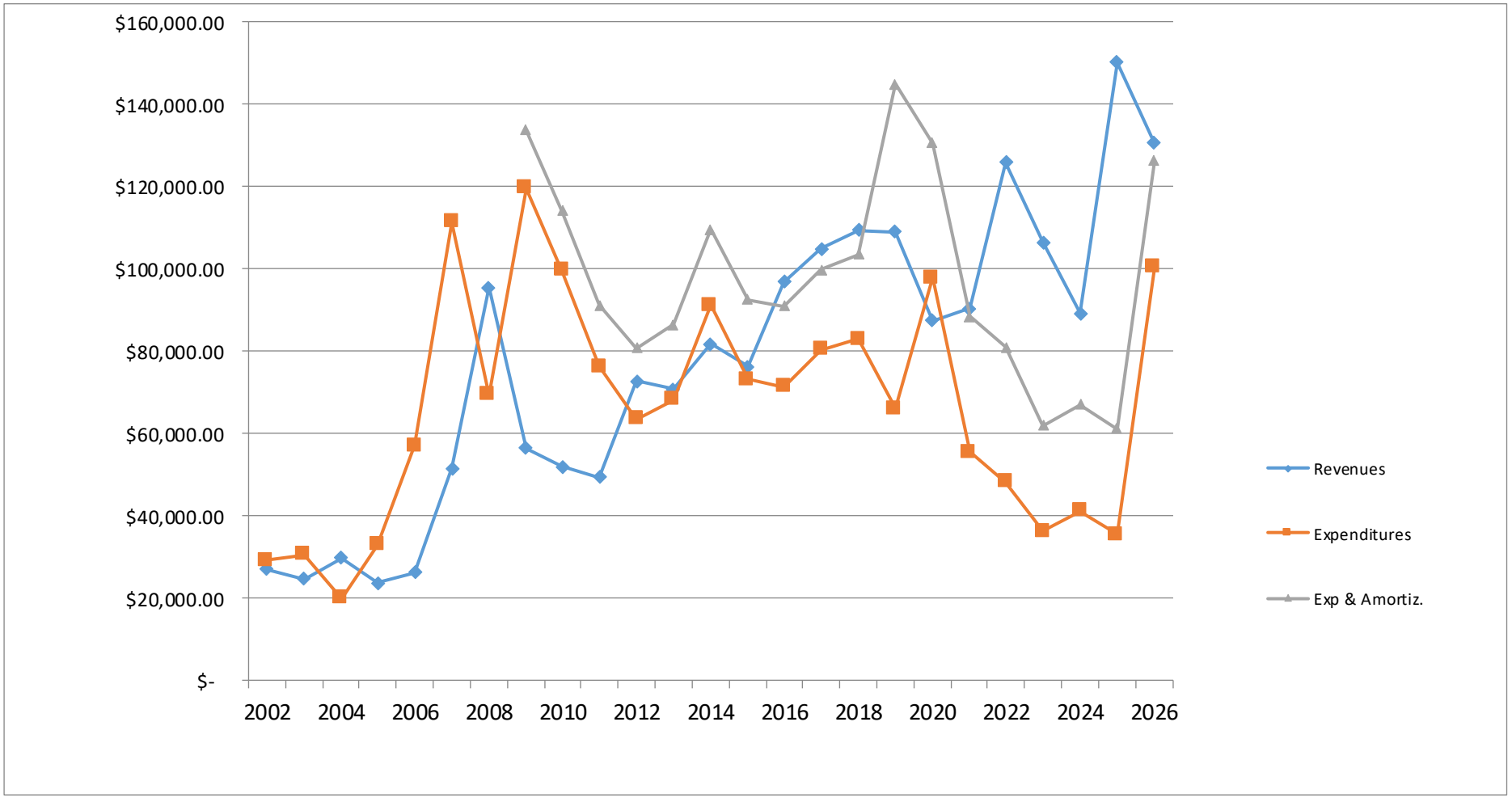

Environmental Services (Solid	2017	2018	2019	2020	2021	2022	2023	2024	2025	2026
Residential – Solid Waste Monthly Rate	$20.00	$20.00	$21.00	$21.00	$21.00	$21.00	$21.00	$21.00	$21.00	$21.00
Commercial – Solid Waste Monthly Rate	$30.00	$30.00	$32.00	$32.00	$32.00	$32.00	$32.00	$32.00	$32.00	$32.00
Institutional School – Solid Waste	$60.00	$90.00	$94.00	$94.00	$94.00	$94.00	$94.00	$100.00	$100.00	$100.00
Institutional Heavy (6 Bins)								$150.00	$150.00	$150.00
Institutional Heavy Per Extra Bin Fee								$20.00	$20.00	$20.00
Rural					$33.00	$33.00	$33.00			

Solid Waste Revenues and Expenditures

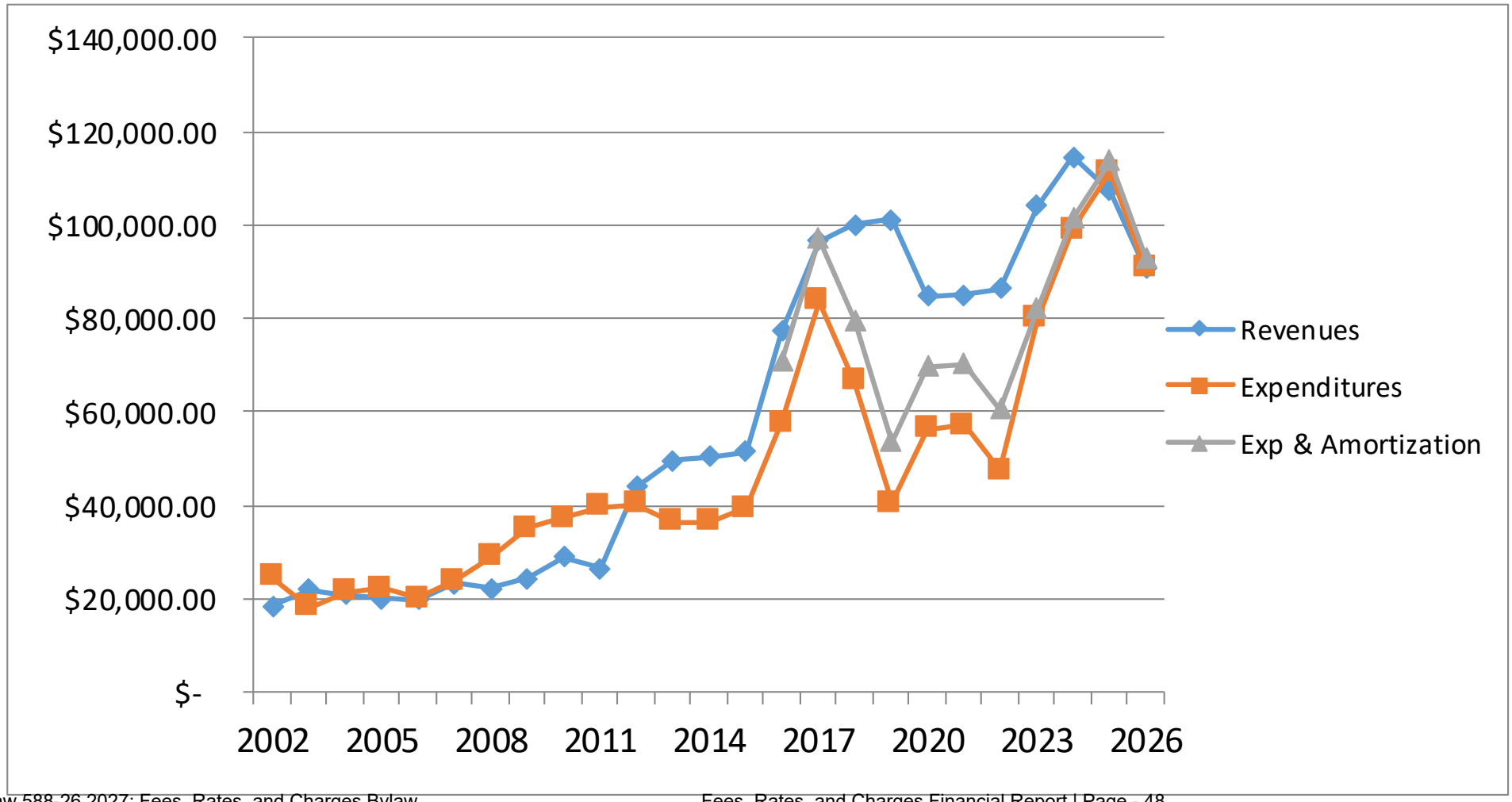

FCSS Building/Stirling	2018	2019	2020	2021	2022	2023	2024	2025	2026
FCSS Utility	$3200.00	$5900.00	$6000.00	$6000.00	$6000.00	$6000.00	$6,000.00	$6,000.00	$6,000.00
~~School Utility Reimbursement~~	$10,000.00								
~~Stirling Community Centre~~	$10.00/Booking	Schedule F	Schedule F	Schedule F	Schedule F	Schedule F	Schedule F	Schedule F	Schedule F

Community Centre/FCSS/Bowling Alley

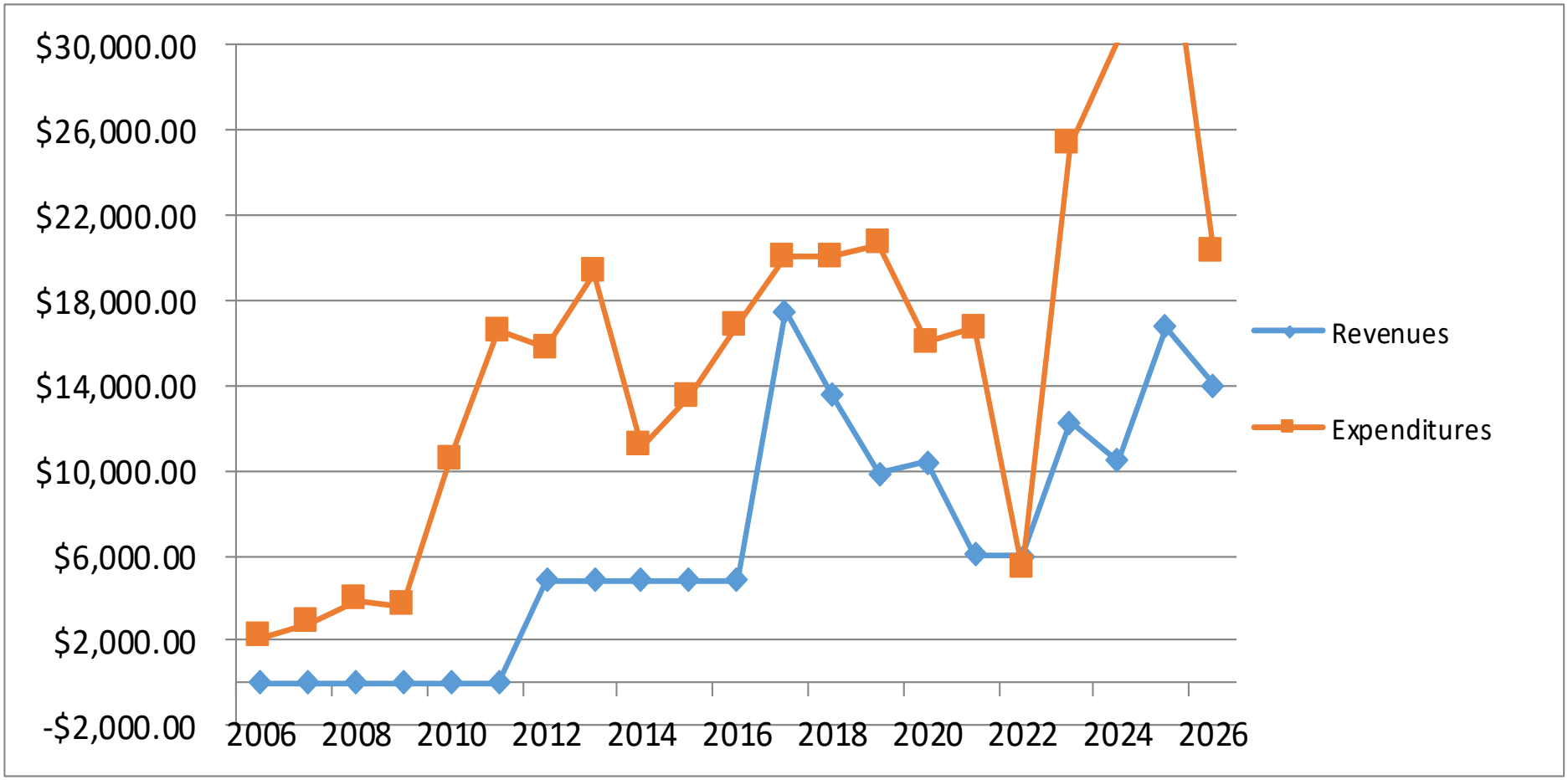

Leisure Services	2019	2020	2021	2021	2022	2023	2024	2025	2026
Single Session - age 0-3	Free	Free	Free	Free	Free	Free	Free	Free	Free
Single Session - age 4-17	$5.00	$5.00	$5.00	$5.00	$5.00	$5.00	$6.00	$6.00	$6.00
Single Session - age 18+	$6.00	$6.00	$6.00	$6.00	$6.00	$6.00	$7.00	$7.00	$7.00
Daily Rate Family Pass	$25.00	$25.00	$25.00	$25.00	$25.00	$25.00	$28.00	$28.00	$28.00
Punch Pass – 10 Admissions	$50.00	$50.00	$50.00	$50.00	$50.00	$50.00	$55.00	$55.00	$55.00
Season Pool Pass - Individual	$105.00	$105.00	$105.00	$105.00	$105.00	$105.00	$115.00	$115.00	$115.00
Season Pool Pass - Family	$220.00	$220.00	$220.00	$220.00	$220.00	$220.00	$240.00	$240.00	$240.00
Pool Rental per hour - with pass	$150.00	$150.00	$150.00	$150.00	$150.00	$150.00	$200.00	$200.00	$200.00
Pool Rental per hour - without pass	$200.00	$200.00	$200.00	$200.00	$200.00	$200.00	$250.00	$250.00	$250.00
Sunday Pool Rental per hour - with pass	$185.00	$185.00	$185.00	$185.00	$185.00	$185.00	$200.00	$200.00	$200.00
Sunday Pool Rental per hour - without pass	$235.00	$235.00	$235.00	$235.00	$235.00	$235.00	$250.00	$250.00	$250.00
Swim lesson - with pass	$40.00	$40.00	$40.00	$40.00	$40.00	$40.00	$50.00	$50.00	$50.00
Swim lesson - without pass	$55.00	$55.00	$55.00	$55.00	$55.00	$55.00	$60.00	$60.00	$60.00
Private lesson - 30 minute session/ child	$30.00	$30.00	$30.00	$30.00	$30.00	$30.00	$35.00	$35.00	$35.00
Swim club	$55.00	$55.00	$55.00	$55.00	$55.00	$55.00	$55.00	$55.00	$55.00
Pool Room Rental – per Hour / per Day	$25.00 / $75.00								

Swimming Pool Revenues and Expenditures

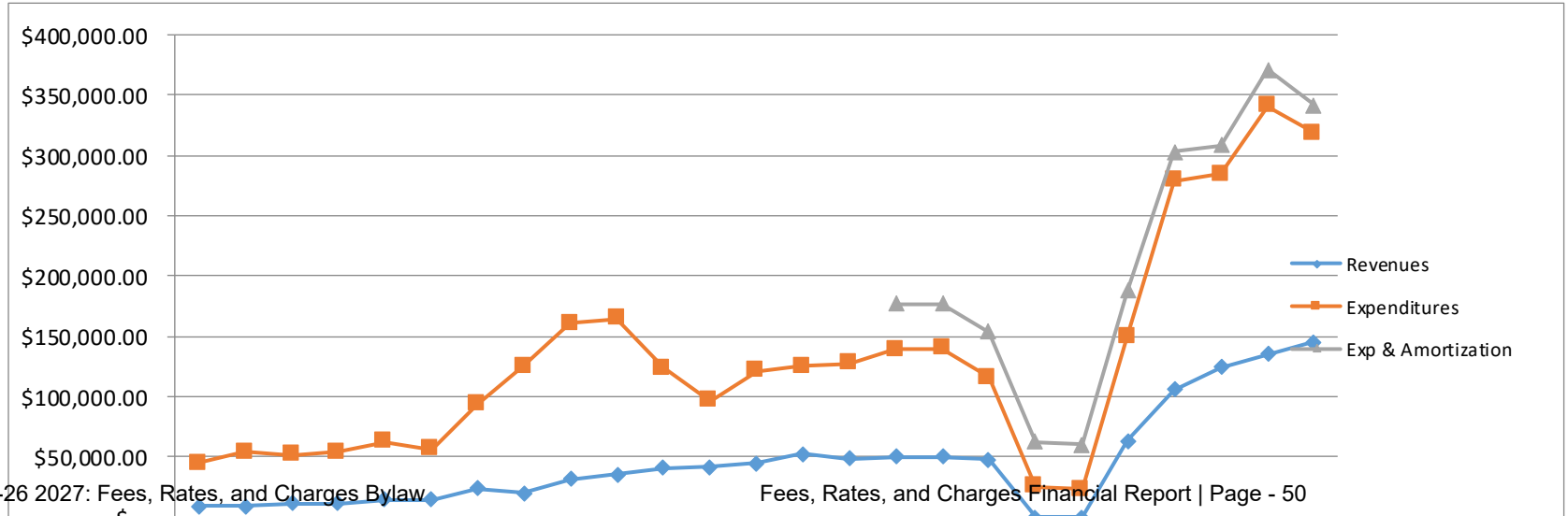

Camp Site Daily - Serviced	$30.00	$30.00	$30.00	$30.00	$30.00	$30.00	$30.00	$30.00
Camp Site Weekly - Serviced	$175.00	$175.00	$175.00	$175.00	$175.00	$175.00	$175.00	$30.00
Camp Site Daily – Un-Serviced	$15.00	$15.00	$15.00	$15.00	$15.00	$20.00	$20.00	$30.00
Camp Site Weekly – Un-Serviced	$70.00	$70.00	$70.00	$70.00	$70.00	$120.00	$120.00	$30.00
Reunion Centre – Half Day/Full Day	$150.00/$200.00	$150.00/$200.00	$150.00/$200.00	$150.00/$200.00	$150.00/$200.00	$150.00/$200.00	$150.00/$200.00	$30.00

Campground/Reunion Centre

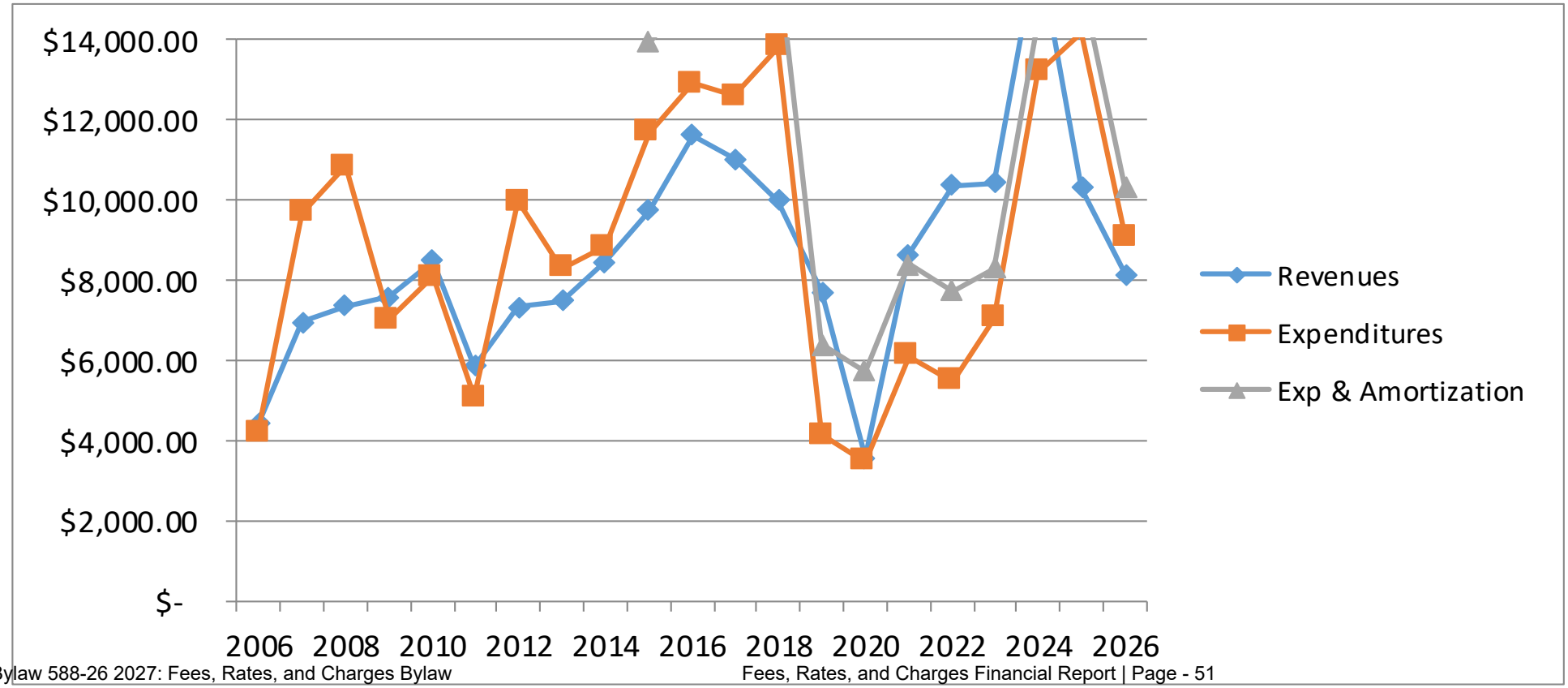

VILLAGE OF STIRLING
IN THE PROVINCE OF ALBERTA
Bylaw No. 588-26
2027 Fees, Rates, and Charges

A BY-LAW OF THE VILLAGE OF STIRLING IN THE PROVINCE OF ALBERTA FOR THE PURPOSE OF ESTABLISHING FEES, RATES AND CHARGES FOR MUNICIPAL SERVICES IN THE VILLAGE OF STIRLING

WHEREAS, the Municipal Government Act RSA 2000, Chapter M-26, as amended or repealed and replaced from time to time, authorizes the Council of a municipality to pass bylaws

(a) For municipal purposes respecting services provided by or on behalf of the municipality, and,
(b) For the establishment of fees for licenses, permits and approvals:

AND WHEREAS the Municipal Government Act RSA 2000, Chapter M-26 provides for the provision of municipal utility services subject to the terms, costs or charges established by Council:

NOW THEREFORE the Council of the Village of Stirling, in the Province of Alberta, duly assembled, thereby enacts as follows:

1. This Bylaw may be cited as the 2027 Fees and Charges Bylaw.

DEFINITIONS

2. In this Bylaw, the following words mean:

a) “Administrator” means the Chief Administrative Officer of the Village of Stirling.

b) “Council” means the Municipal Council of the Village of Stirling.

c) “Village” means the Municipal Corporation of the Village of Stirling.

PROVISIONS

3. The fees and charges payable for municipal services provided by the Village of Stirling shall be as outlined in Schedule A, which is attached to and forms part of the Bylaw.

REPEALS

4. This bylaw repeals Bylaw 561-25 Fees Rates and Charges Bylaw upon coming into force on January 1, 2027 and after Third and Final Reading.

This bylaw shall become effective upon the third and final reading.

READ A FIRST TIME THE __ DAY OF NOVEMBER 2026

READ A SECOND TIME THE __ DAY OF DECEMBER 2026

READ A THIRD TIME AND PASSED __ DAY OF DECEMBER 2026

_____

Mayor – Stacey Maynes

_____

CAO – Scott Donselaar

SCHEDULE A

Schedule	Number
Corporate Services: Administrative Services	1
Bylaw Enforcement	2
Development Fees	3
Community Services: Cemetery Fees	4
Pool	5
Campground	6
FCSS/Community Centre	7
Environmental Services: Water	8
Wastewater	9
Solid Waste	10
Electric Vehicle Charging	11

Corporate Services: Administrative Services
Schedule 1

SERVICE	2027
Tax Certificates	$35.00
Tax Notification	$100.00
Letter or Certificate of Compliance	$65.00
NSF fee	$45.00
Property Info Request (written)	$15.00
Photocopying B&W/Colour	$0.50/$1.50
Administration Fee for Mailed Bills	$4.00
Fax – Local & Incoming/Long Distance per sheet	$2.00/$2.50

Corporate Services: Bylaw Enforcement & Business Licenses
Schedule 2

SERVICE	2027
Business License – resident annually	$25.00
Business License – non-resident annually	$60.00
Dog License – spayed or neutered	Bylaw 530-22
Dog License – not spayed or neutered	Bylaw 530-22
Impoundment fee – 1st offence	Bylaw 530-22
Impoundment fee – 2nd offence	Bylaw 530-22
Impoundment fee – 3rd offence	Bylaw 530-22
Daily Impoundment fee	Bylaw 530-22
Livestock Permit – per animal	$25.00
Poultry Permit (flat fee)	$25.00
Agricultural Property Livestock Permit (flat fee) – 10-acre parcels	$50.00
Trash Mowing per hour (minimum 1 hour)	$150.00

Corporate Services: Development Fees
Schedule 3

SERVICE	2027
Development Permit – Standard Home	$50.00
Development Permit – Change of Use/Occupancy all zones	$50.00
Development Permit Commercial buildings under 21.5 m^2	$50.00
Development Permit Commercial buildings 21.6 to 43 m^2	$100.00
Development Permit Commercial buildings over 43 m^2	$200.00
Development Permit Industrial and Warehouse buildings under 21.5 m^2	$50.00
Development Permit Industrial and Warehouse buildings 21.6 to 43 m^2	$100.00
Development Permit Industrial and Warehouse buildings over 43 m^2	$200.00
Sign Permits	$15.00
Development Permit – Addition or Accessory Structure	$15.00
Development Permit – Home Occupation	$15.00
Underground Service and Road Crossing Applications	$15.00
Waiver Request/Discretionary Use Fee	$150.00
Discretionary Use Fee – Home Occupation	$150.00
Request for Special Meeting of the Municipal Planning Commission	$500.00
Subdivision/Development Appeal Fee	$300.00
Land Use Bylaw Amendment	$500.00

Community Services: Cemetery Fees
Schedule 4

Cemetery Fees	2027
Cemetery Lot Purchase Price	$650.00
Columbarium Upper Teir Niche Purchase *Includes first interment *Niche size 12”x12”x12”	$1,000.00
Columbarium Middle Teir Niche Purchase *Includes first interment *Niche size 12”x12”x12”	$850.00
Columbarium Lower Tier Niche Purchase *Includes first interment *Niche size 12”x12”x12”	$650.00
Columbarium First Interments After Hours or on Sundays and Holidays are subject to an additional fee	$200.00
Columbarium Additional Interments – Regular Hours	$200.00
Columbarium Additional Interments – After Hours	$250.00
Columbarium Additional Interments – Sundays/Holidays	$500.00

Interment – Regular Hours	$650.00
Interment – After Hours/Weekend	$1,000.00
Interment – Sunday/Holidays	$2000.00
Interment Cremation – Regular Hours	$325.00
Interment Cremation – After Hours	$500.00
Interment Cremation – Sunday/Holidays	$1,000.00

Community Services: Pool
Schedule 5

Leisure Services - Pool	**2027**
Daily Rate - Age 0-3	Free
Daily Rate - Age 4-17	$6.00
Daily Rate - Age 18+	$7.00
Daily Rate - Family Pass	$28.00
Punch Pass – 10 admissions	$55.00
Seniors Punch Pass – 60 admissions	$240.00
Season Pass – individual	$115.00
Season Pass - family	$240.00
Pool rental – with pass/hour	$200.00
Pool rental – without pass/hour	$250.00
Swim lesson – with pass	$50.00
Swim lesson – without pass	$60.00
Private lesson – 30-minute session/child	$35.00
Swim club*	$150.00
Acqua Fit (Free with Season Pass)	$2.00
Lane Swim (Free with Season Pass)	$2.00
Tween Drop In (Free with Season Pass)	$2.00
Teen Drop In (Free with Season Pass)	$2.00

Cancellation Policy For Swimming Lessons and NLS Course

- No refunds will be provided after eight (8) days after registration
- If a refund is request with seven (7) days after registration the refund will be processed based on the method of payment within three (3) business days

Community Services: Campground/Reunion Centre
Schedule 6

Leisure Services	**2027**

Serviced campsite - daily	$30.00
Serviced campsite - weekly	$175.00
Un- serviced campsite - daily	$20.00
Un-serviced campsite - weekly	$120.00
Reunion Centre – Half day/Full day	$150/$200

Community Services: FCSS Building /Community Centre
Schedule 7

FCSS Building/Community Centre	**2027**
FCSS Utility per Month	$500.00
Community Centre Booking	
Main Hall (Includes Kitchen) Hourly	$60.00
4 Hours or less	$120.00
8 Hours	$190.00
Wedding/Reunion (18 hours 8am – 2am)	$350.00
2 Day (31 hours Fri 5pm – Sun 12pm)	$475.00
3 Day (42 hours Fri 8am – Sun 8pm)	$600.00
Seniors Room	$40.00
Meeting Room	$25.00
*Security Deposit	$150.00

*Security Deposits will be required for all hall rentals and will be in the form of cash, or credit card pre-authorization. Security Deposits will only be refunded after all additional damage/cleaning costs have been deducted.

Environmental Services: Water
Schedule 8

Environmental Services – Water Services	**2027**
Water Turn off/Turn on	$100
Water Meter	Cost + 10%
New Service Water & Wastewater– Village limits	Cost + 10%
New Service Water & Wastewater- Rural	Cost + 10%

Environmental Services – Water Monthly Fees	**2027**
Residential	$32.00
Commercial	$45.00
Institutional	$125.00
Rural Monthly Flat	$138.00
Rural	$80.00

Rural Ag Industrial	$114.00

Environmental Services – Water Rates per Cubic Meter	**2027**
Residential – Charge is the Ridge Water Services Rate per cube plus the Village charge per cube	RWS Rate/cube + $0.08/cube
Commercial – Charge is the Ridge Water Services Rate per cube plus the Village charge per cube	RWS Rate/cube + $0.08/cube
Institutional - Charge is the Ridge Water Services Rate per cube plus the Village charge per cube	RWS Rate/cube + $0.19/cube
Rural - Charge is the Ridge Water Services Rate per cube plus the Village charge per cube	RWS Rate/cube + $0.13/cube
Rural Ag Industrial - Charge is the Ridge Water Services Rate per cube plus the Village charge per cube	RWS Rate/cube + $0.20/cube
Bulk Water (per cubic meter)	$4.55

Environmental Services: Wastewater
Schedule 9

Environmental Services- Wastewater (Sewer)	**2027**
Residential	$22.00
Commercial	$33.00
Institutional	$110.00
Rural	$33.00
Lift Station and Forcemain Upgrade Rider	$9.00

Environmental Services: Solid Waste
Schedule 10

Environmental Services – Solid Waste (Garbage)	**2027**
Residential (Each extra bin is per same monthly fee)	$22.00
Commercial (Each extra bin is per same monthly fee)	$33.00
Institutional	$125.00
Institutional Heavy (Up to 6 Bins) *$20.00 for each bin over 6	$175.00
*Rural	$22.00

*The Village will only consider residences which are within immediate proximity to the village and can be easily accessed. These properties will be subject to a service agreement with the Village.

Electric Vehicle Charging
Schedule 11

Electric Vehicle Charging Rate per hour	$2.00

STIRLING

Council Meeting – November 4th, 2026

Agenda Item: Bylaw 587-26 Amending Bylaw 558-25

Strategic Alignment:

Build Community: Infrastructure & Amenities	**Celebrate Community:** Engagement & Pride	**Enhance Community:** Development & Economy
Financial Sustainability: Responsible Financial Management		

Background Information:
Administration is putting forward Bylaw 587-26 to repeal section 3 subsection i under subsection h. The Municipal Affairs Audit Program requires this section to be repealed in order for the Bylaw to be legislatively compliant per their interpretation of the Municipal Government Act. The section on not participating if they Council member was not the only person in the room, was originally considered by the previous Council, as a safeguard to the privacy requirements of in camera conversations.

Recommendation:
That Council provide at least first reading to Bylaw 587-26 Amending Bylaw 558-25.

Should Council wish to clear this matter they could consider providing second and if having unanimous consent third reading.

Proposed Motion(s):
Moved by _____ to provide at least first reading to Bylaw 587-26 Amending Bylaw 558-25.

Council Meeting – November 18th, 2026

Updated Background Information:
Bylaw 587-26 Amending Bylaw 558-25 is back for third and final reading.

Recommendation:
That Council provide third and final reading to Bylaw 587-26 amending Bylaw 558-25.

Proposed Motion(s):
Moved by _____ to provide third and final reading to Bylaw 587-26 thereby amending Bylaw 558-25.

VILLAGE OF STIRLING
IN THE PROVINCE OF ALBERTA
Bylaw No. 587-26
Amendment to Bylaw No. 558-25 Electronic Council Meetings Bylaw

A Bylaw of the Village of Stirling in the Province of Alberta to amend Bylaw 558-25 section 3, sub section i of subsection h by repealing this section.

AND WHEREAS section 63(2)(i) of the Municipal Government Act, Revised Statutes of Alberta 2000, Chapter M-26, as amended permits changes to the bylaw, without changing the substance of the bylaw, to repeal section 3 subsection c of Bylaw 558-25:

3. Electronic Meetings Council Members
    h. i. Section Repealed

This Bylaw shall come into force and effect on the date of final passing.

Bylaw No. 558-25 is hereby amended.

READ A FIRST TIME THIS 4 DAY OF NOVEMBER, 2026.

READ A SECOND TIME THIS 4 DAY OF NOVEMBER, 2026.

READ A THIRD AND FINAL TIME THIS 18 DAY OF NOVEMBER, 2026.

_____
Mayor – Stacey Maynes

_____
CAO – Scott Donselaar





Chief Administrative Officer Report
Village of Stirling





STIRLING

237 4 AVENUE, BOX 360
STIRLING, ALBERTA, T0K 2E0

stirling.ca
Office@stirling.ca

P (403) 756-3379
F (403) 756-2262

Purpose of a Municipality – MGA Section 3

3. The purposes of a Municipality are

(a) to provide good government,

(a.1) to foster the well-being of the environment,

(a.2) to foster the economic development of the municipality,

(b) to provide services, facilities or other things that, in the opinion of Council, are necessary or desirable for all or a part of the Municipality,

(c) to develop and maintain safe and viable communities, and

(d) to work collaboratively with neighboring municipalities to plan, deliver and fund intermunicipal services.

Our Mission

To facilitate the things, that in the opinion of Council, are necessary or desirable for all or part of the Municipality and to maintain a safe, vibrant and welcoming community.

Council's Strategic Vision

Our plan focuses on these main themes:

Pillar 1: Financial Sustainability

Action Item 1.1 Review of External Boards, Commissions and Agencies

May 20, 2026 – provided a review of solid waste management which included the Chief Mountain Regional Solid Waste Services Commission, providing a break down of revenues; expenses and potential forecasting on future expenses and options.

Action Item 1.2 Internal Audit – Operational Review

Materials and data have been collected and will be correlated for submission during June Council Meetings.

June 3rd, I put together a report providing a direct comparison of the Village in way of staffing; finance; and mill rates. The report also looked at growth in the Village and inflation factors in relation to budget as compared to the Audited financial statements and census details.

Action Item 1.2 Internal Audit – Operational Review

I have been working on constructing the detailed audit review to report into Council. The report is following the pillars identified by Council and is utilising academic findings; scientific research; legislative requirements; and best practice documents in its construction.

Action Item 1.2 Internal Audit – Job Descriptions

Materials have been provided on Policy HR02-24 Payroll and Benefits Policy, along with the job descriptions for each position currently with the Village whether filled or unfilled. Policy recommendations were tabled around the operating hours requested by Council on the June 17th, 2026 meeting.

Action Item 1.2 Internal Audit – Deep Dive
Per Council's direction regarding the completed Internal Audit, Administration has prepared a comprehensive research based report on the categories identified by Council as wanting details on presented at the October 7th Meeting, concluding this item.

Pillar 2: Build Community
Action Item 2.5 Decisions on Underutilized Assets
I have engaged David Cocks to provide draft conceptual designs for the entirety of the building which houses FCSS. The direction was to make the space able to be utilized by two groups with as even split as possible of the space. Design plans for the current layout were provided to Cocks for reference.

Pillar 3: Celebrate Community

Pillar 4: Enhance Community

Operational Priorities 2026

Capital Priorities 2026

Potable Water Project – Tender for phase one (Collapsing water treatment plant; construction of new building to house equipment necessary for distribution; repairs to reservoir) to be issued February 13, 2026. Work to commence by May 2026.

- Contractor Bid Meeting Occurred February 24, 2026 – Acting Operations Director Barton was present and reported no significant questions n project scope were raised.
- March 18th the contract was awarded to Porter Tanner for Phase one of the project – Water treatment plant relocation and Potable Water Reservoir Upgrades
- April 16th Contractor Start up meeting held with Village of Stirling; MPE and Porter Tanner. Construction at the reservoir site to occur early May.
- June 2026 Porter Tanner has started construction work at the reservoir site.
- August 2026 Porter Tanner has the new treatment facility in place and is preparing for bypassing water to address the reservoir. The Village will be on direct pressure when this occurs.
- Tentative commissioning of the facility with reservoir is slated for October 20026.

- Valve replacement on the mainline will commence in 2026 and be completed spring of 2027.
    - Valve replacement will commence this month as there is one Air release leaking near the Village and valves will continue to be replaced until the end of October with that part being resumed in Spring of 2027.
- The Village is on a straight line bypass as work on the reservoir is commencing.
    - Reservoir work is underway with an estimated completion date of no later than the end of November, with mid November being the target date.
    - Reservoir work and commissioning is slated to be done the week of November 16th.

Lift Station Project – This project had been waiting on a generator to arrive and be installed since October of last year. The Generator arrived at the end of September and will be installed in October.

- The generator has been installed and the facility is now fully commissioned. The final claim under AMWWP will be made this year, with the last portion of the cost being captured under the 2026 LGFF.

Matters not related to Council's Strategic Plan

- **Water Meters**
    - We are moving towards a cellular read water meter, which we have been informed will reduce our failure rate of the older readers, enable them to be read by activating the reader at the office, and provide more accurate reads as the mechanical components which fail are no longer used to provide the reading. We will be making the changes to meters as they age out or fail.
    - The first install has occurred, and the meter is reading accurately. We can get data by the minute off the program interface.
- **Municipal Audit Program**
    - I have provided all the required updates for MAP being previous Council Minutes on closed meetings; our Public Hearing Minutes; and now another Bylaw Amendment to close those items.
    - I worked with ORRSC and the required changes to the MDP were removed by MAP.
    - We will be complete with the passing of the three year operating and five year capital plans.
- **2027 Budget**
    - I have started work on the 2027 Capital Budget and the 2027 Interim Operating Budgets. I have all department heads providing me numbers for the end of October.

- **Remembrance Day**
    - With the help of Bishop Drew Walters I planned and arranged for the annual Remembrance Day Ceremony.

Meetings Attended

- ✓ November 3rd Met with Mayor Maynes to review the agenda
- ✓ November 3rd Met with Historical Society President Larry Nilsson
- ✓ November 5th Met with Mayor Maynes and Deputy Mayor Barton to plan for the strategic planning session
- ✓ November 9th Held an all staff meeting to review Payroll and Benefits
- ✓ November 9th Met with Director of Operations Still to get a project update
- ✓ November 9th Met with Mayor Maynes on unsightly matters
- ✓ November 10th I helped setup for Remembrance Day
- ✓ November 10th I met with Steve and Mirage Laser Design for a staff farewell matter
- ✓ November 11th I participated in Remembrance Day and cleared the cenotaph that day
- ✓ November 12th I met with Clarence Visser regarding rural water

Preliminary Assessment Year Modifiers

2026 Assessment Year/2027 Taxation Year

Background

Since assessment models are not updated annually, assessment year modifiers (AYMs) serve as a cost index, adjusting the assessment values of regulated properties each year. Separate AYMs are calculated for each property type.

The following information is provided to assist municipalities for budgeting and tax planning purposes. The values are subject to change. The final values are expected to be released in December 2026 as part of the Minister's Guidelines.

The current methodology, in place since the 2024 assessment year, uses four Statistics Canada indices to measure changes in construction costs. For each property type, the indices are combined using the weights shown in Table 1. The annual percentage changes in the resulting weighted index are calculated for the current year and two preceding years, then averaged. This three-year average is applied to the previous year's AYM to calculate the current year's AYM. Detailed calculation steps are available here.

Table 1: AYM Indices and Weighting

Primary Cost Category	Index	Pipeline Weights	Wells Weights	M&E Weights	EPP Weights	Telecom Weights	Rail Weights
Labour	18-10-0140-01	45%	10%	45%	40%	35%	30%
Construction Equipment	18-10-0279-01	22%	32%	7%	12%	27%	32%
Bulks Material	18-10-0266-01	33%	58%	15%	15%	38%	38%
Major Equipment	18-10-0284-01	0%	0%	33%	33%	0%	0%
TOTAL		**100%**	**100%**	**100%**	**100%**	**100%**	**100%**

In order to provide estimated amounts for tax planning purposes, the change in construction cost has been calculated based on recent Statistics Canada data (see Table 2). **However, these amounts will change before the AYMs are finalized for the 2026 assessment year.**

Table 2: Data Availability – September 8, 2026

Primary Cost Category	Index	Statistics Canada – Data Availability
Labour	18-10-0140-01	June 2026
Construction Equipment	18-10-0279-01	Q1 2026
Bulks Material	18-10-0266-01	June 2026
Major Equipment	18-10-0284-01	June 2026

NOTE: Table 2 shows the Construction Equipment value is still unavailable for the June 2026 time period.

©2026 Government of Alberta | October 27, 2026 | Municipal Affairs

Table 3 shows the estimated annual construction cost changes (CCC) per property type. The CCC is applied to last year's AYMs to calculate the AYMs for the current year.

Table 3: Preliminary Estimates: Construction Cost Change (CCC)		
Property Type	**2025 AYM**	**2026 Preliminary CCC**
Pipelines	1.136	4.4%
Wells	1.667	5.5%
Machinery and Equipment (M&E)	1.738	4.0%
Electric Power	1.868	4.1%
Telecommunication carriers	1.431	4.6%
Cable distribution undertakings	1.728	4.6%
Railway property	1.928	4.7%

NOTE: The preliminary values provided in the tables above are estimates and for information purposes only. They are provided to assist municipalities in their budgeting and tax planning. The values are subject to change when updated data becomes available. The cost changes are used in the calculation of the AYM, and the AYM values do not become final until signed and approved by the Minister in December 2026.

If you have questions, please contact the Assessment and Property Tax Policy unit at 780-422-1377 or by email at ma.aptp@gov.ab.ca.

©2026 Government of Alberta | October 27, 2026 | Municipal Affairs

Cases by Offence

RRCPO

Date Range 10/01/26 00:00:00 - 10/31/26 23:59:59
Print Date 11/03/26 07:15:59 TZ: America/Edmonton

RRCPO / RRPSS

Offence ID	Offence Description	Community	Total
APA	ANIMAL PROTECTION ACT	COALHURST	1
BARK	DOG BARKING	COALHURST	4
DOGB	DOG BITE	COALHURST	3
DOGL	DOG AT LARGE	COALHURST	2
OVER LIMIT DOGS	OLD	COALHURST	1
PROV OFF	PROVINCIAL OFFENCES	COALHURST	1
TRAFFIC	TRAFFIC	COALHURST	1
STRAY ANIMAL -	STRAY ANIMAL	COUTTS	1
LUB	LAND USE BYLAW	MAGRATH	1
UNSPR	UNSIGHTLY PREMISES	MAGRATH	1
BARK	DOG BARKING	MILK RIVER	1
DOGB	DOG BITE	MILK RIVER	1
DOGL	DOG AT LARGE	MILK RIVER	2
DOGLOOSE	DOG (LOOSE)	MILK RIVER	1
OVER LIMIT DOGS	OLD	MILK RIVER	1
PRK	PARKING COMPLAINT	MILK RIVER	1
DOGB	DOG BITE	NO 5 COUNTY	1
LAL	LIVESTOCK AT LARGE	NO 5 COUNTY	2
SPEED	SPEEDING	NO 5 COUNTY	2
TCTRL	TRAFFIC CONTROL	NO 5 COUNTY	1
TRAFFIC	TRAFFIC	NO 5 COUNTY	2
ASSIST POLICE	ASSIST POLICE	RAYMOND	1
BARK	DOG BARKING	RAYMOND	1
COMMUNITY	COM ENG	RAYMOND	2
DOGL	DOG AT LARGE	RAYMOND	3
DOGLOOSE	DOG (LOOSE)	RAYMOND	1
LUB	LAND USE BYLAW	RAYMOND	1
PARKS &	PARKS	RAYMOND	1
PROV OFF	PROVINCIAL OFFENCES	RAYMOND	1
STRAY ANIMAL -	STRAY ANIMAL	RAYMOND	1
TRAFFIC BYLAW	TRAFFIC BYLAW	RAYMOND	2
TRAFFIC	TRAFFIC	RAYMOND	4
UBURN	UNAUTHORIZED BURNING - ACTIVE FIRE BAN	RAYMOND	1
UNLICENSED DOG	UNLICENSED	RAYMOND	1

UNSPR	UNSIGHTLY PREMISES	RAYMOND	2
WARRP	WARRANT - PROVINCIAL	RAYMOND	2
BARK	DOG BARKING	STIRLING	1
DOGL	DOG AT LARGE	STIRLING	2
DOGLOOSE	DOG (LOOSE)	STIRLING	1
TRAFFIC BYLAW	TRAFFIC BYLAW	STIRLING	1
BARK	DOG BARKING	WARNER	1
DOGL	DOG AT LARGE	WARNER	4
DOGLOOSE	DOG (LOOSE)	WARNER	2
LUB	LAND USE BYLAW	WARNER	1
UNSPR	UNSIGHTLY PREMISES	WRENTHAM	2
		Total	70

2 / 3

RRCPO / RRPSS

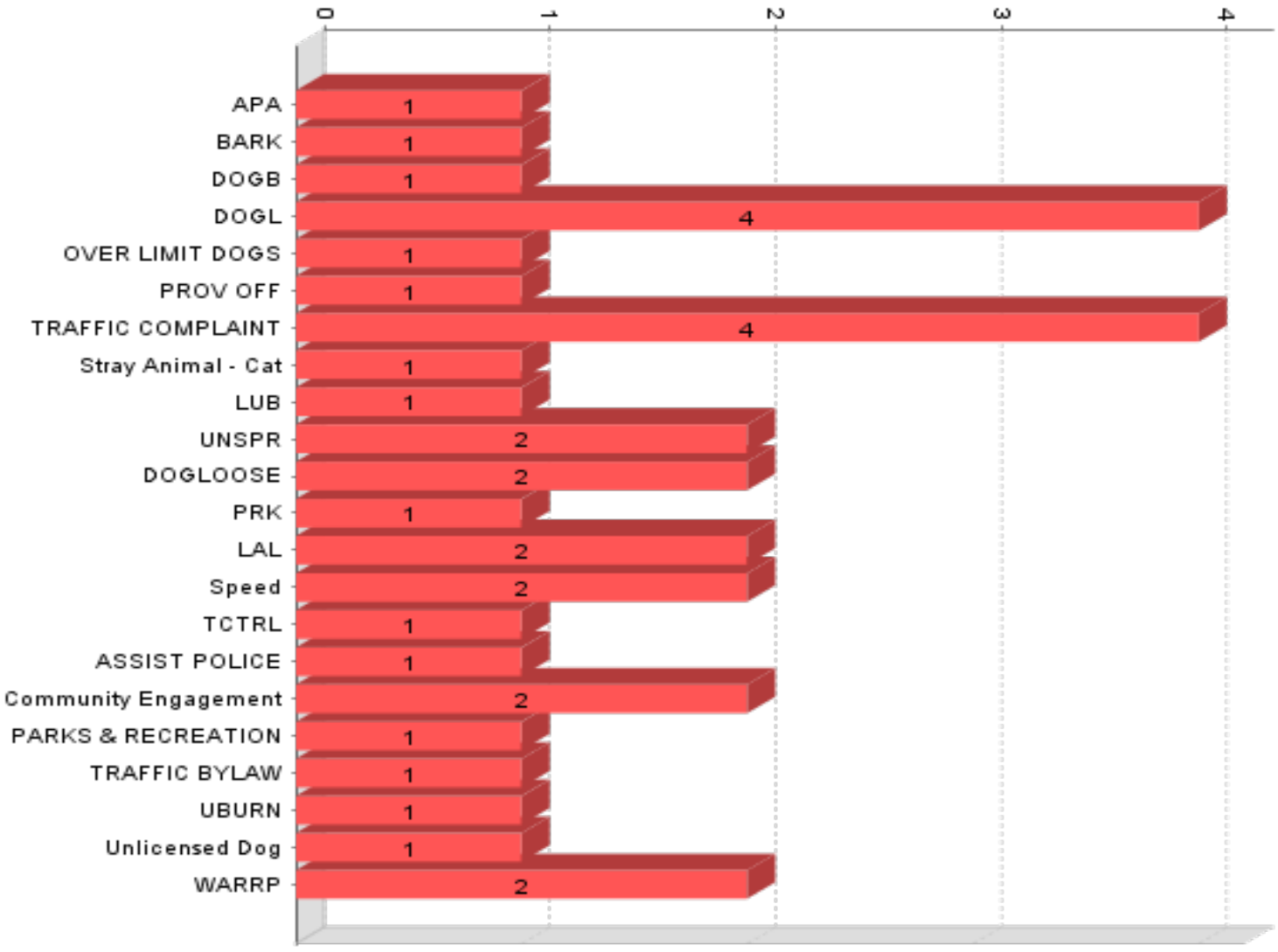

3 / 3

Cases by Offence

RRCPO

Date Range 10/01/26 00:00:00 - 10/31/26 23:59:59
Print Date 11/03/26 07:20:47 TZ: America/Edmonton

RRCPO / RRPSS

Offence ID	Offence Description	Community	Total
BARK	DOG BARKING	STIRLING	1
DOGL	DOG AT LARGE	STIRLING	2
DOGLOOSE	DOG (LOOSE)	STIRLING	1
TRAFFIC BYLAW	TRAFFIC BYLAW	STIRLING	1
		Total	5

Cases by Offence Audit

Case #	Incident Dispo	Location	Names
RR-26-0481	Open		
RR-26-0489	WARNING		
RR-26-0515	WARNING		
RR-26-0521	WARNING		
RR-26-0530	Closed		

1 / 2

RRCPO / RRPSS

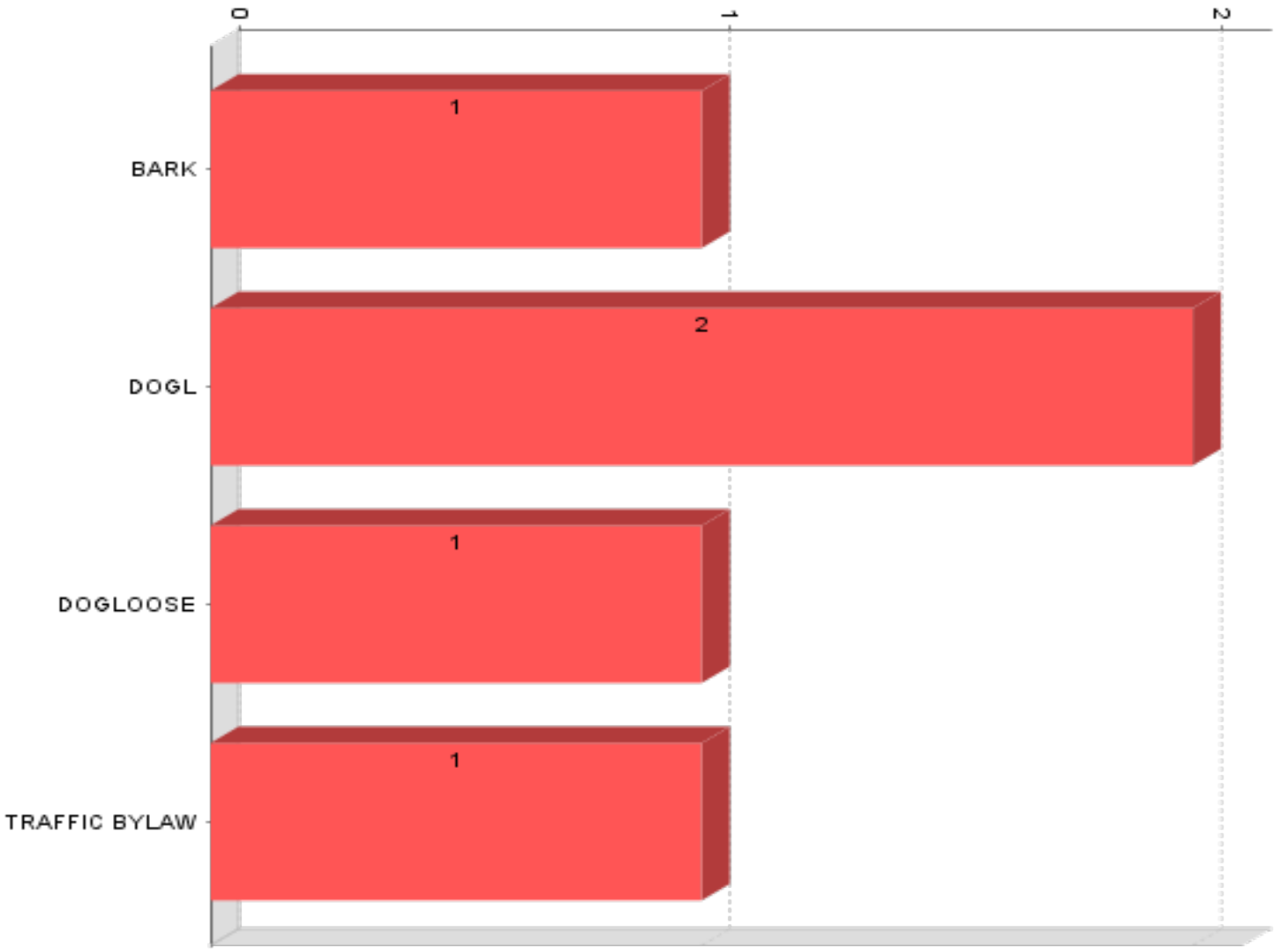

2 / 2

Events by Hour Comparison

Date Range 10/01/26 00:00:00 - 10/31/26 23:59:59
Print Date 11/03/26 07:36:10 TZ: America/Edmonton

Day Of Week

Hour	Sunday	Monday	Tuesday	Wednesday	Thursday	Friday	Saturday	
0000	0	0	0	0	0	0	0	
0100	0	0	0	0	0	0	0	
0200	0	0	0	0	0	0	0	
0300	0	0	0	0	0	0	0	
0400	0	0	0	0	0	0	0	
0500	0	0	0	0	0	0	0	
0600	0	0	0	0	0	0	0	
0700	0	1	3	2	5	0	0	
0800	2	4	7	6	3	2	6	
0900	0	0	2	1	2	0	3	
1000	5	2	8	3	6	4	3	
1100	3	7	10	1	8	3	7	
1200	5	9	7	7	8	1	7	
1300	5	8	6	5	1	5	3	
1400	3	2	4	3	4	7	6	
1500	2	0	3	0	2	2	1	
1600	2	0	2	1	0	2	3	
1700	1	0	1	1	0	4	1	
1800	0	0	1	0	0	0	0	
1900	0	0	0	0	0	0	2	
2000	0	0	0	0	0	0	0	
2100	0	0	0	0	0	0	0	
2200	0	0	0	0	0	0	0	
2300	0	0	0	0	0	0	0	

Barons-Eureka-Warner Family & Community Support Services (FCSS)
Minutes of Board Meeting – Wednesday, October 7, 2026
Coaldale Hub (2107-13th Street)

Attendance

In-person
Chapman, Bill – Town of Coaldale, Vice-Chair
Deleeuw, Shelley – Town of Vauxhall
Feist, Teresa – Town of Picture Butte
Firth, Carly – Town of Taber
Glendinning, Ian – Village of Warner
Harasem, Lori – Town of Coalhurst
Heggie, Jack – County of Warner
Prince, Kyle – Village of Barons
Sayers, Mark – Lethbridge County
Stewart, Pam – Town of Raymond

Staff:
Morrison, Zakk -- CEO
Florence-Greene, Evelyn -- Finance and HR Coordinator
DeBow, Petra – Manager

Online
Degenstein, Dave – Town of Milk River
Jensen, Melissa – Town of Nobleford
Payne, Megan – Village of Coutts
Torrie, David – M.D. of Taber

Absent
Foster, Missy – Village of Barnwell
Norris, Nikole – Village of Stirling

Call to Order

B. Chapman called the meeting to order at 4:31 p.m.

1. Approval of Agenda

M. Sayers moved the Board to approve the agenda as presented.
Carried

2. Delegation

a) Summer Program Highlights – Jackie Fiorino, Family Support Worker

J. Fiorino provided an update on behalf of all staff on Summer Program Highlights throughout the FCSS region.

The Board discussed the information provided.

The Board thanked J. Fiorino for the presentation.

T. Feist moved the Board to accept the Summer Program Highlights presentation for information.
Carried

Jackie Fiorino left the meeting at 4:45 p.m.

b) Report to Municipalities – Community Services – Becky Fitton, Community Services Supervisor.

B. Fitton presented the Report to Municipalities – Community Services to the Board.

The Board discussed the information provided.

The Board thanked B. Fitton for the presentation.

D. Degenstein joined the meeting at 5:05pm.

Becky Fitton left the meeting at 5:10 p.m.

S. Deleeuw moved the Board to approve the Report to Municipalities - Community Services 2026 as presented, and request administration to distribute the report to BEW Municipalities.
Carried

3. Minutes

J. Heggie moved the minutes of September 2, 2026, FCSS Board meeting be approved as presented.
Carried

4. Correspondence

a) Correspondence Received

The following correspondence was presented for information:

- August 2026 – FCSSAA News
- September 1, 2026 – Barons-Eureka-Warner, Invoice 2236 FCSSAA Membership Renewal
- September 10, 2026 – Important _Alberta Municipalities Convention Resolution

K. Prince moved the Board to receive the correspondence as presented for information.
Carried

5. Reports

a) Chief Executive Officer

Z. Morrison presented the Chief Executive Officer's report.

The following was highlighted:
Professional Development

- Annual Canada West Health Leaders Conference (CWHLC) hosted by the Canadian College of Health Leaders (CCHL), October 20-21, 2026, in Calgary.
- Dare to Lead Organizational re-certification training (bi-weekly September-November)

Recent & Upcoming Meetings

- 2026-10-02 – Directors Network meeting.
- 2026-10-22 – Reception Centre Exercise, Town of Coaldale.
- 2026-10-22 – Lethbridge County Regional Emergency Management Agency Meeting (REMA).

The Board discussed the Chief Executive Officer's Report.

P. Stewart moved the Board to approve the Chief Executive Officer's Report as presented.
Carried

b) Financial Report
Z. Morrison presented the Financial Report.

The Board discussed the Financial Report.

C. Firth moved the Board to approve the September 2026 Financial Report including:

- Financial Statement for August 2026.
- Monthly accounts for August 2026:
- ATB Mastercard Statement August 14, 2026, to September 11, 2026.

Carried

6. New Business

a) 2026-2027 FCSS Association Membership Invoice
The Board discussed the 2025-2026 FCSSAA Membership Invoice.

M Sayers moved the Board to approve payment of the annual FCSSAA Membership Invoice #2236 for September 1, 2026, to August 31, 2027.
Carried

b) Family and Community Support Services Association of Alberta (FCSSAA) Annual Conference – November 25th – 27th, 2026

The Board agreed to table the item until the Board meeting on November 4, 2026.

c) KPMG – Engagement Letter
The Board discussed the FCSS Audit engagement process.

J. Heggie moved the Board to approve FCSS administration to retain KPMG for a four-year audit cycle.
Carried

7. Round Table
The Board shared municipal updates.

8. Date of Next Meeting
The date of the next regular Board meeting will be November 4, 2026, at the Coaldale HUB (2107 – 13th St.) in person and online (via Teams) starting at 4:30 p.m.

9. Adjournment
M Sayers moved the meeting to adjourn at 5:49 p.m.
Carried

Chairperson

04 Nov 26
Date

Chief Executive Officer

Nov 4/2026
Date